

Design Considerations That Help Avoid Electrical Disasters

David Brender

Copper Development Association Inc.

John West, Sr.

Power & Systems Innovations of Tampa Inc.



2017 BICSI Winter Conference & Exhibition

January 22-26 • Tampa, FL

Design Considerations That Help Avoid Electrical Disasters



David Brender

Copper Development Association Inc.



2017

BICSI Winter Conference & Exhibition

January 22-26 • Tampa, FL

Basics of Power Quality

- Poor power quality...

is evidenced by characteristics of the incoming power to a device that deviate from the customary “pure” 60 Hz sine wave, and that can affect reliable and safe operation of the sensitive equipment

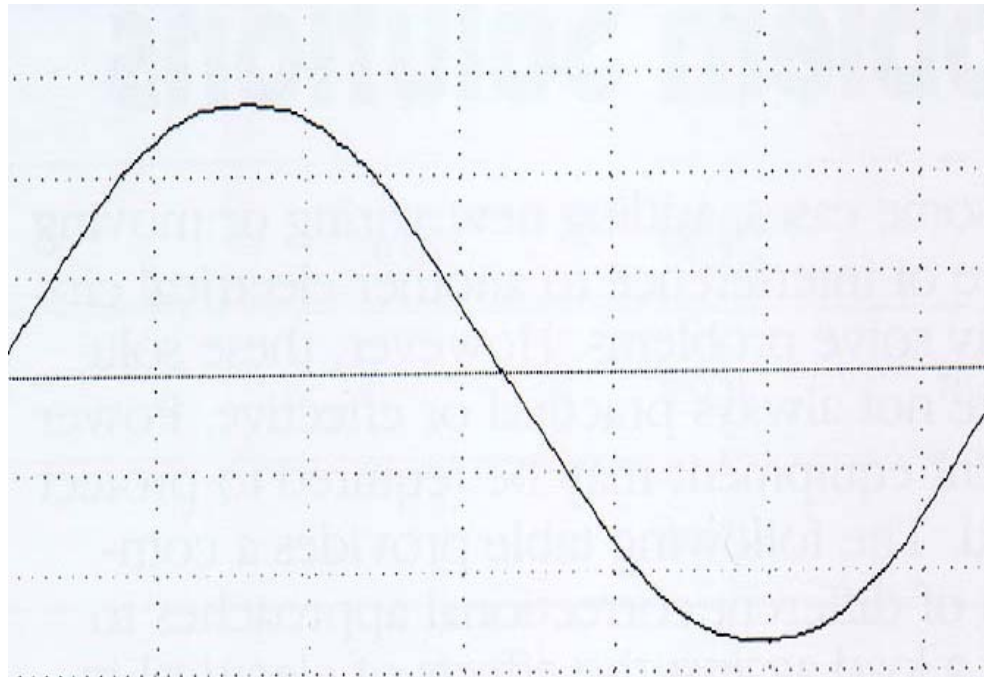


2017

BICSI Winter Conference & Exhibition

January 22-26 • Tampa, FL

What the Equipment Wants

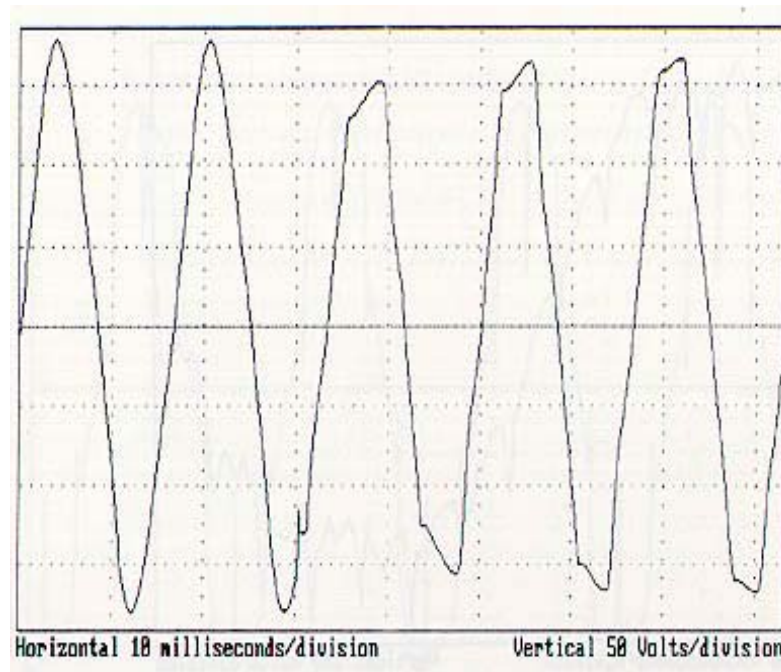


2017

BICSI Winter Conference & Exhibition

January 22-26 • Tampa, FL

What the Equipment Sometimes Gets



2017

BICSI Winter Conference & Exhibition

January 22-26 • Tampa, FL

Overview of This Presentation

Elements of building infrastructure that can alleviate or cure power quality problems before they affect operations:

Grounding

Bonding

Circuiting

Lightning



2017

BICSI Winter Conference & Exhibition

January 22-26 • Tampa, FL

Equipment More Sensitive

- **Micro circuits are getting faster (radio frequency range)**
- **Microprocessors more ubiquitous**
- **Circuits are getting smaller**
- **Operating voltages are lower**




2017

BICSI Winter Conference & Exhibition

January 22-26 • Tampa, FL

Old vs. New

What used to be acceptable service characteristics are no longer sufficient



2017

BICSI Winter Conference & Exhibition

January 22-26 • Tampa, FL

The Real Cost

The real cost of poor power quality is in lost productivity (downtime).

- Estimated at \$15-30 billion per year plus in US
- Average cost of a data center outage \$740,357 in 2016
- Exceeds \$1 million/yr. at some buildings

- E Source and Penton

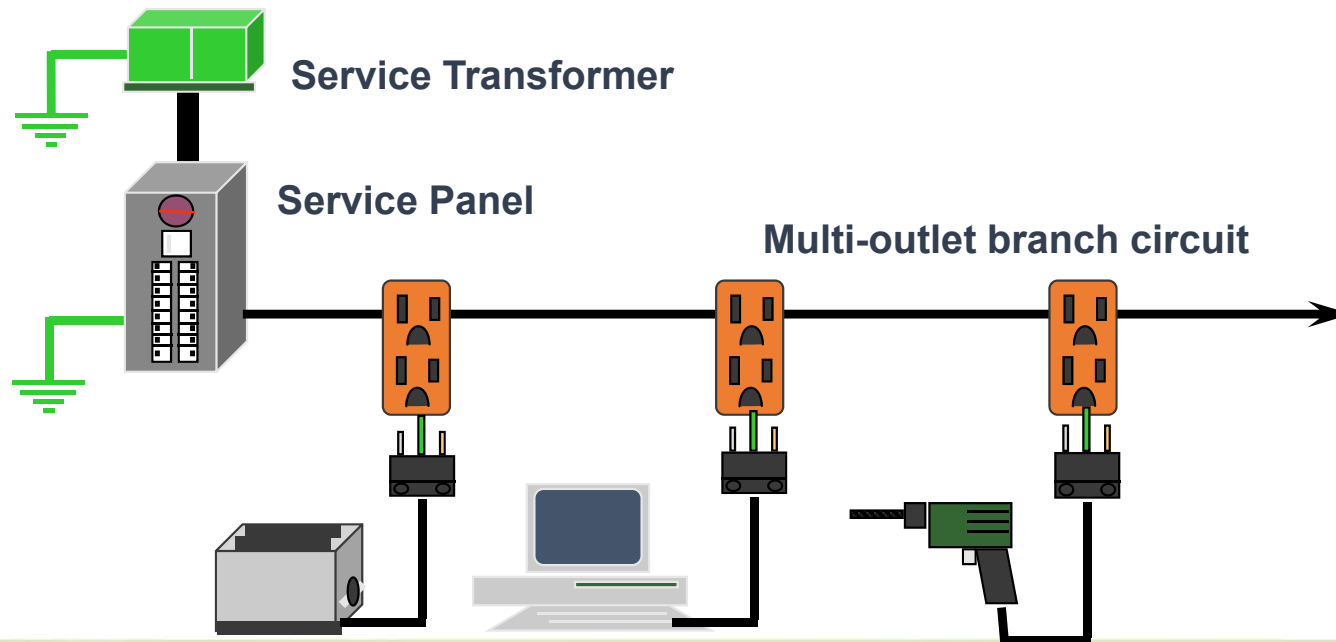


2017

BICSI Winter Conference & Exhibition

January 22-26 • Tampa, FL

Is the Computer a Problem? or is it the way it's wired?



2017

BICSI Winter Conference & Exhibition

January 22-26 • Tampa, FL

Fire Alarm and Parking Lot Lights

PANELBOARD/PANNEAU/TABLERO

V. O. DATE:

CIR	SOURCE LOAD / CHARGE / CARGA	CIR	LOAD / CHARGE / CARGA
1	Elevator main	2	Lobby AHU
3	disconnect	4	
5	Hyd. motor	6	
7	Lobby A/C	8	Surge
9	condenser unit	10	Protection
11	out Back	12	unit
13	Parking lot	14	Hot water
15	Light poles	16	Heater
17	Parking lot	18	Spare
19	Light poles	20	South Stair way LTS
21	OUTSIDE front GFI	22	SPare
23	N+S GFI	24	North Stairway LTS + Emergency LTS
25	GFI under	26	Elevator Cab LTS
27	Photo cell	28	Fresh Air make up Fan
29	Entry Lobby GFI	30	Time clock
31	Fire Alarm Booster Pnl.	32	Elevator Pit GFI
33	Fire Alarm Pnl.	34	Elevator Pit LTS
35		35	



2017

BICSI Winter Conference & Exhibition

January 22-26 • Tampa, FL

Mainly Internal

Most power quality problems are related to grounding and neutral size issues

Over 80% are internally caused

source: EPRI



2017

BICSI Winter Conference & Exhibition

January 22-26 • Tampa, FL


Bare Minimum Needed for Safety

Good starting point, BUT..

Not a PQ Code

Not a lightning Code

Not a good grounding Code



2017

BICSI Winter Conference & Exhibition

January 22-26 • Tampa, FL

Erratic Operation or Downtime

**Erratic operation of sensitive electronic equipment
(data errors, lockup, false images in medical
diagnostics)**



2017

BICSI Winter Conference & Exhibition

January 22-26 • Tampa, FL

Cable Failures

**Overheating of phase conductors or neutrals,
nuisance tripping**




2017

BICSI Winter Conference & Exhibition

January 22-26 • Tampa, FL

Motor Failures

Premature burnout of motor windings




2017

BICSI Winter Conference & Exhibition

January 22-26 • Tampa, FL

Effects of Poor Power Quality

Failure of electronic components



2017

BICSI Winter Conference & Exhibition

January 22-26 • Tampa, FL

Two Types of “Grounding”

- **System Grounding**
- **Equipment grounding (bonding)**



2017

BICSI Winter Conference & Exhibition

January 22-26 • Tampa, FL

“Grounding”

Oddly enough, “ground” is not defined in the NEC. Grounded (Grounding). Connected (connecting) to ground or to a conductive body that extends the ground connection.



2017

BICSI Winter Conference & Exhibition

January 22-26 • Tampa, FL

System or Exterior Grounding

- **Needed for:**
- **Establishing a voltage reference**
- **Discharge high transient voltages (esp. lightning)**
- **Static Discharge**
- **Personnel Safety**




2017

BICSI Winter Conference & Exhibition

January 22-26 • Tampa, FL

“Bonding”

- The intentional connection of normally non-current carrying parts of equipment together
- The two terms are frequently used interchangeably



2017

BICSI Winter Conference & Exhibition

January 22-26 • Tampa, FL

Exterior Grounding

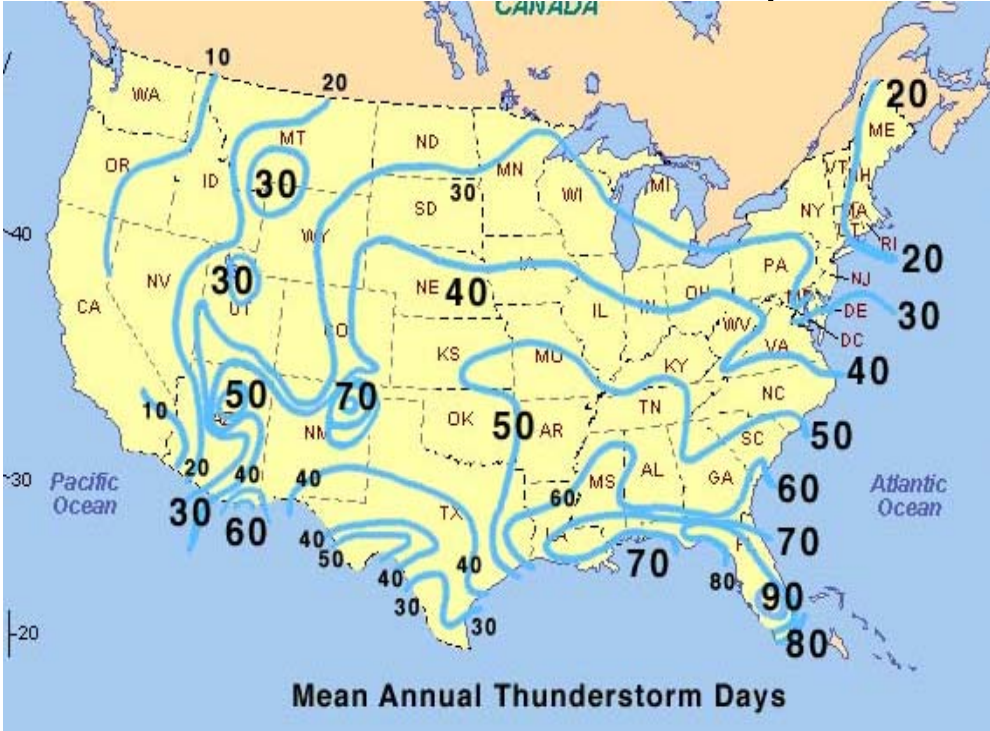


2017

BICSI Winter Conference & Exhibition

January 22-26 • Tampa, FL

Isokeraunic Map




2017

BICSI Winter Conference & Exhibition

January 22-26 • Tampa, FL

NEC is NOT Sufficient

- **250.53 (A)(1)** If practicable, rod, pipe, and plate electrodes shall be embedded below permanent moisture level.



2017

BICSI Winter Conference & Exhibition

January 22-26 • Tampa, FL

NEC “Alludes” to 25 Ohms

Water Pipe and 2 ground rods, even if result exceeds 25 ohms.

- **250.53 (A)(2)** A single rod, pipe, or plate electrode shall be supplemented...



2017

BICSI Winter Conference & Exhibition

January 22-26 • Tampa, FL

NEC “Alludes” to 25 Ohms

BUT

exception:

Exception: If a single rod, pipe, or plate grounding electrode has a resistance to earth of 25 ohms or less, the supplemental electrode shall not be required.

There are no testing parameters

Thus, if two rods are installed, you’re done!




2017

BICSI Winter Conference & Exhibition

January 22-26 • Tampa, FL

NEC Allows 6 Ft. Spacing

- **250.53 (A)(3) Supplemental Electrode.** If multiple rod, pipe, or plate electrodes are installed to meet the requirements of this section, they shall not be less than 1.8 m (6 ft.) apart.



2017

BICSI Winter Conference & Exhibition

January 22-26 • Tampa, FL

NEC Allows 30 Inch Depth

- **250.53 (F) Ground Ring.** The ground ring shall be buried at a depth below the earth's surface of not less than 750 mm (30 in.).



2017

BICSI Winter Conference & Exhibition

January 22-26 • Tampa, FL

IEEE Emerald Book

- **ANSI/IEEE 1100**
Recommended practices are needed
for power quality.



2017

BICSI Winter Conference & Exhibition

January 22-26 • Tampa, FL

System Grounding

Desired Grounding Resistance:

- 5 ohms or less desired for power quality
- Many mfgs. specify under 2 ohms
- IEEE recommends 1-5 ohms (Green Book)



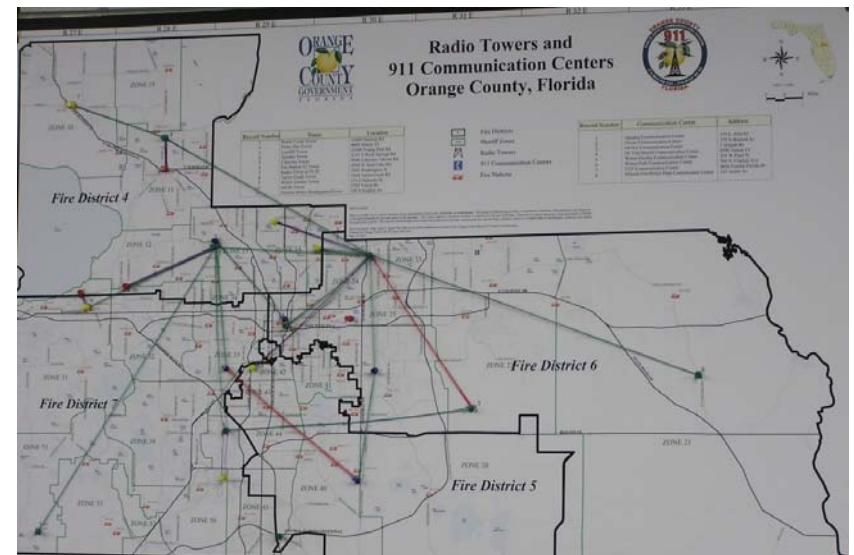
2017

BICSI Winter Conference & Exhibition

January 22-26 • Tampa, FL

Case History

Orange County, FL 911
13 transmitter sites



2017

BICSI Winter Conference & Exhibition

January 22-26 • Tampa, FL

Orange County, FL 911

**Headquarters
Apopka, FL**



Source: Power & System Innovations,
Inc., Orlando



2017

BICSI Winter Conference & Exhibition

January 22-26 • Tampa, FL

Headquarters Tower- Apopka, FL

280 foot tower
3 sets of 5 guys



2017

BICSI Winter Conference & Exhibition

January 22-26 • Tampa, FL

Equipment Damages

**\$100 K/yr. damage at
Apopka alone
Not including downtime**




2017

BICSI Winter Conference & Exhibition

January 22-26 • Tampa, FL

Internal Arcing



2017

BICSI Winter Conference & Exhibition

January 22-26 • Tampa, FL

Staff Knew They Needed Help

Staff was not expert in power quality, called in knowledgeable professional

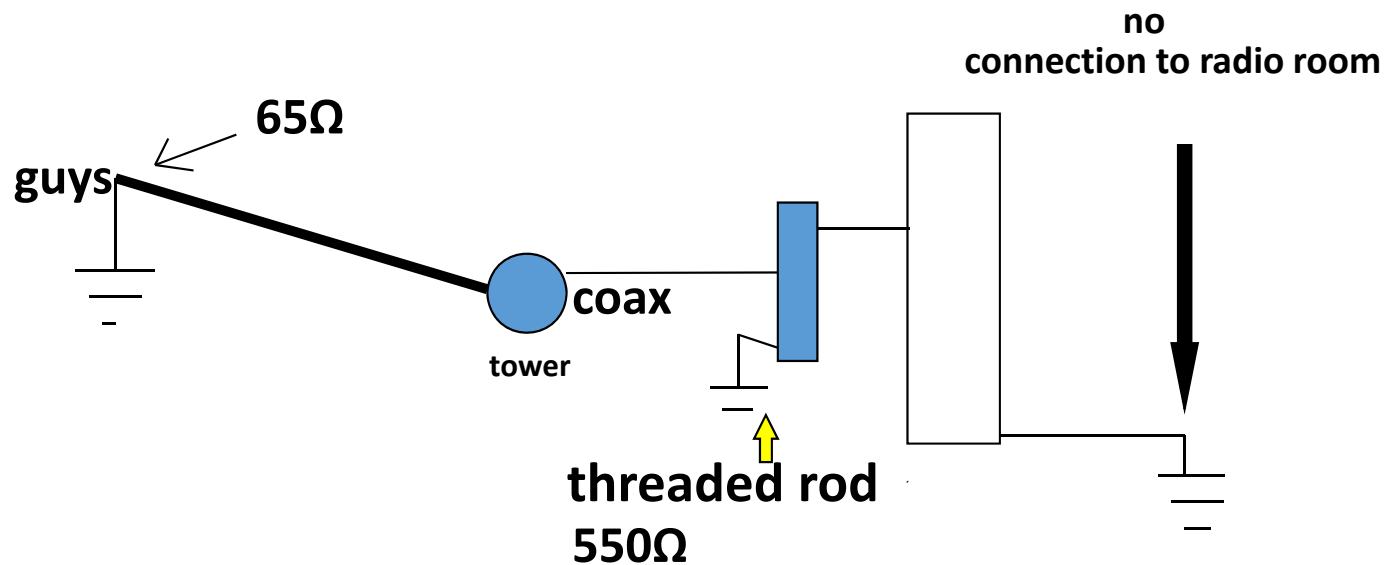


2017

BICSI Winter Conference & Exhibition

January 22-26 • Tampa, FL

3 Independent grounds



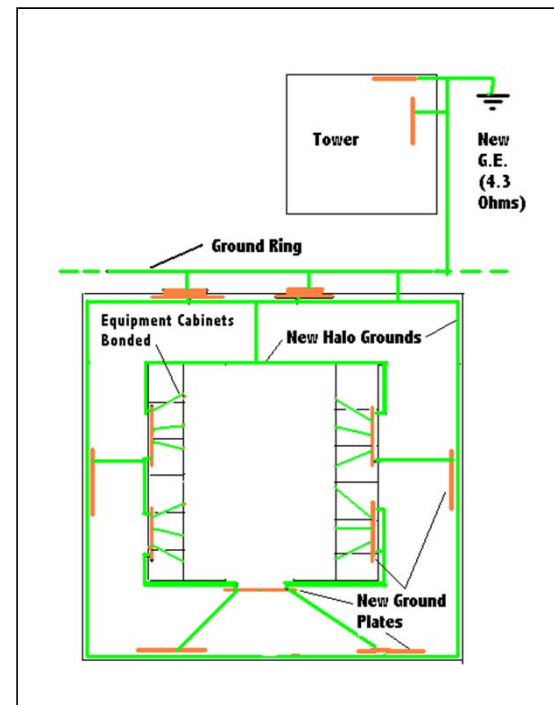
2017

BICSI Winter Conference & Exhibition

January 22-26 • Tampa, FL

Refitted site

Everything bonded together




2017

BICSI Winter Conference & Exhibition

January 22-26 • Tampa, FL

Ungrounded Equipment Cabinets



2017

BICSI Winter Conference & Exhibition

January 22-26 • Tampa, FL

Outside Bulkhead

**Only ONE Cu strip
connected to electrode**



2017

BICSI Winter Conference & Exhibition

January 22-26 • Tampa, FL

Facility Ground at Apopka

Main electrode was all-thread rod



2017

BICSI Winter Conference & Exhibition

January 22-26 • Tampa, FL

Original Ground Resistance

Measured 550 ohms



2017

BICSI Winter Conference & Exhibition

January 22-26 • Tampa, FL

Apopka Tower Grounding

**Retrofits:
Deep (60 ft.)
electrode
supplements tower**



2017

BICSI Winter Conference & Exhibition

January 22-26 • Tampa, FL

New Coax Grounding On Tower for coax grounds then 4/0 to electrode




2017

BICSI Winter Conference & Exhibition

January 22-26 • Tampa, FL

Outside Bulkhead

strip bonded together and to ring with 4/0




2017

BICSI Winter Conference & Exhibition

January 22-26 • Tampa, FL

Bond Equipment Properly

Note double nuts and lockwasher



2017

BICSI Winter Conference & Exhibition

January 22-26 • Tampa, FL

Halo Rings

All equipment bonds brought to buses
Buses tied to halo rings



2017

BICSI Winter Conference & Exhibition

January 22-26 • Tampa, FL

Proper Coax Shield Grounding

- Andrews Cuffs



2017

BICSI Winter Conference & Exhibition

January 22-26 • Tampa, FL

Reedy Creek

**Remote repeater
near Disney World**



2017

BICSI Winter Conference & Exhibition

January 22-26 • Tampa, FL

Reedy Creek

More real estate to work with



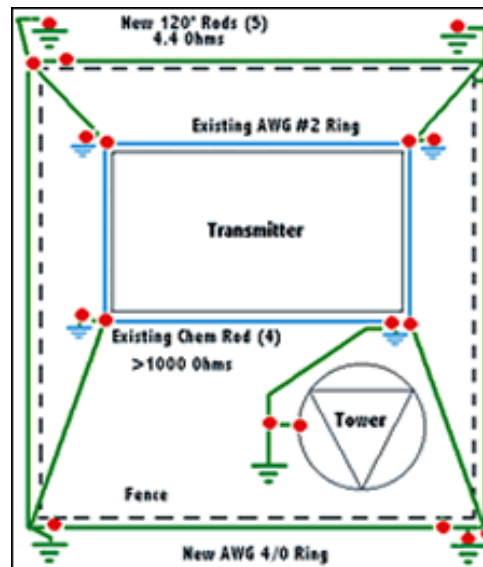
2017

BICSI Winter Conference & Exhibition

January 22-26 • Tampa, FL

Reedy Creek

Grounding layout: double rings plus deep electrodes



2017

BICSI Winter Conference & Exhibition

January 22-26 • Tampa, FL

New Resistance 3.5Ω

**< 5 ohms
independently**




2017

BICSI Winter Conference & Exhibition

January 22-26 • Tampa, FL

Sweeping Turns

Note wide, large diameter turns




2017

BICSI Winter Conference & Exhibition

January 22-26 • Tampa, FL

Replaced Connections

How many wires can you fit in a split-bolt?




2017

BICSI Winter Conference & Exhibition

January 22-26 • Tampa, FL

Ungrounded Equipment at Apopka

And this




2017

BICSI Winter Conference & Exhibition

January 22-26 • Tampa, FL

Lightning Means Vibration

Lock washer, double nuts



2017

BICSI Winter Conference & Exhibition

January 22-26 • Tampa, FL

SPD's on Three Levels

**SPD's on
main service
entrance**



2017

BICSI Winter Conference & Exhibition

January 22-26 • Tampa, FL

Since Retrofit

- **Thousands of events recorded**
- **One strike witnessed**

- **NO Downtime! No equipment damage.**



2017

BICSI Winter Conference & Exhibition

January 22-26 • Tampa, FL

Major Lessons

3 different contractors

- electrical
- radio room
- tower

No one party had responsibility



2017

BICSI Winter Conference & Exhibition

January 22-26 • Tampa, FL

Power Quality is Cost-effective

OC 911:

<\$500,000 cured \$1 million damages

6-mos. to 1 year paybacks common



2017

BICSI Winter Conference & Exhibition

January 22-26 • Tampa, FL

System Grounding Example

Can save big \$\$

Mt. Washington,
NH



2017

BICSI Winter Conference & Exhibition

January 22-26 • Tampa, FL

Mt. Washington, NH

Two 600 feet deep copper rods placed in 8 inch diameter well casings

Backfill with bentonite grout

Interconnect with 500 kcmil copper cable

Achieved 6 ohm resistance



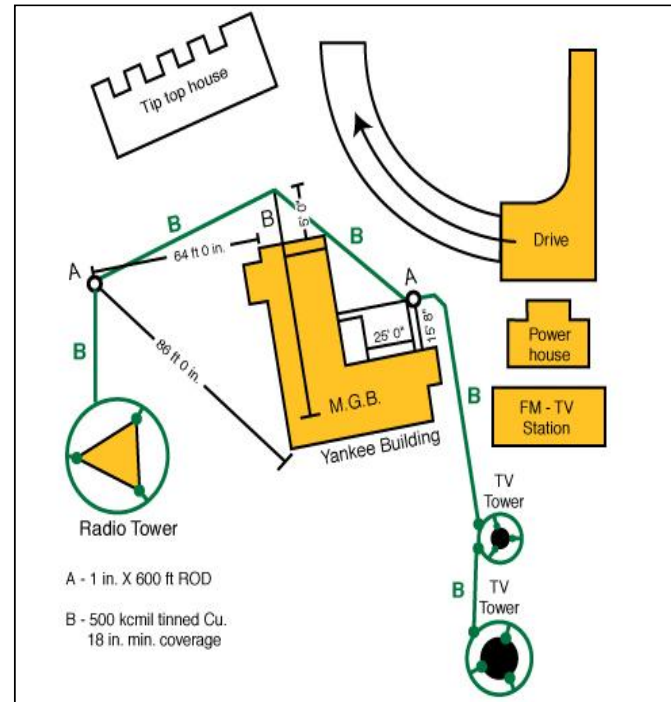
2017

BICSI Winter Conference & Exhibition

January 22-26 • Tampa, FL

Site Layout

- 500 kcmil
ring grounds (B)
- 2-600 ft. deep
vertical
electrodes (A)



2017

BICSI Winter Conference & Exhibition

January 22-26 • Tampa, FL

Deep Electrodes

Through a mountain



2017

BICSI Winter Conference & Exhibition

January 22-26 • Tampa, FL

Cost-effective

Before:

3-4 major events in 2 years (lightning)

**\$120,000 average equipment damage per year
plus lost ad revenue (station downtime)**

After:

**No damages or disruptions in 4 years since
improved grounding**

Source: R. Cushman, Chief Engineer, WMTW-TV



2017

BICSI Winter Conference & Exhibition

January 22-26 • Tampa, FL

Angel Fire Ski Resort



2017

BICSI Winter Conference & Exhibition

January 22-26 • Tampa, FL

Angel Fire Ski Resort

- 2001 Spring Break, lightning caused shutdown
- People stranded on lift
- Loss over \$2 M revenue



2017

BICSI Winter Conference & Exhibition

January 22-26 • Tampa, FL

Base Station

Base control house
Similar at top
Computer controlled



2017

BICSI Winter Conference & Exhibition

January 22-26 • Tampa, FL

Angel Fire



Grounding for communications cable



Terminus of messenger wire (only grounding between towers)



2017

BICSI Winter Conference & Exhibition

January 22-26 • Tampa, FL

System Was Not Integrated



- Ground *system*
- Rod at each tower
- 2 miles of 2/0, each tower connected
- Rings at top and bottom stations
- No outages since!



2017

BICSI Winter Conference & Exhibition

January 22-26 • Tampa, FL

Exothermic Welding



2017

BICSI Winter Conference & Exhibition

January 22-26 • Tampa, FL

Lower Base Station

Soaking bentonite with water

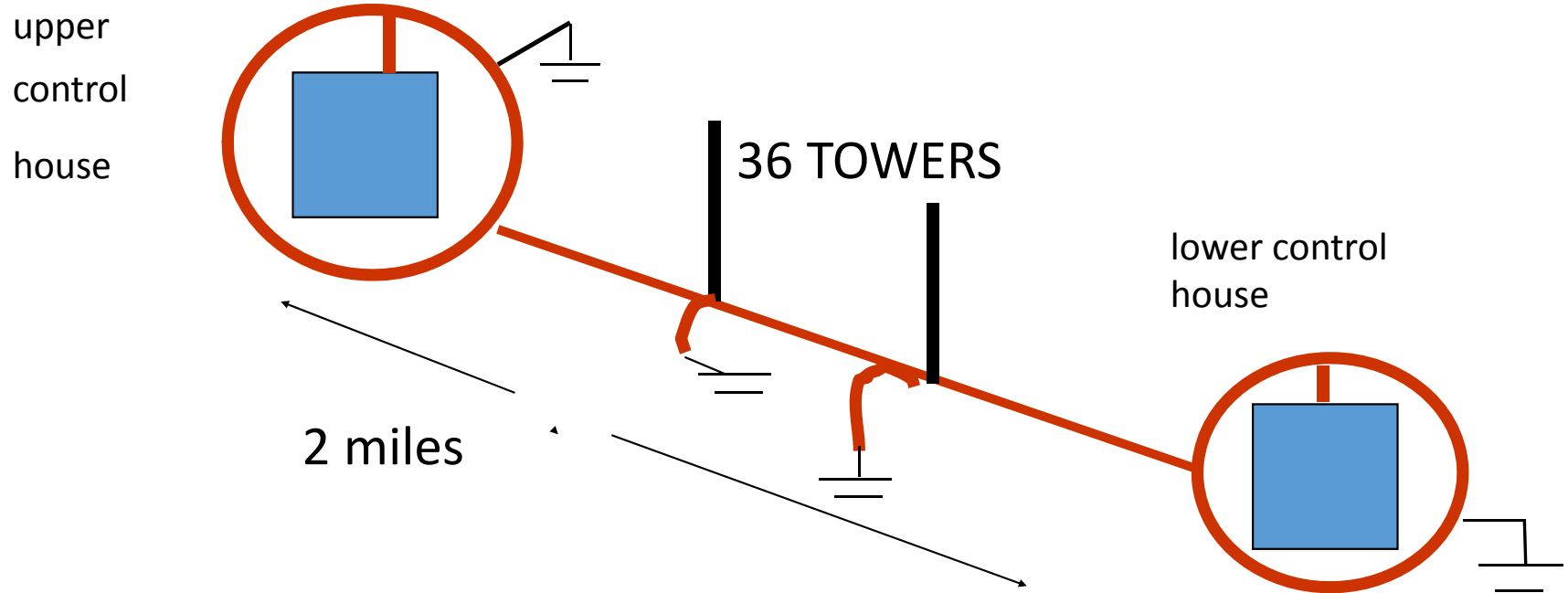


2017

BICSI Winter Conference & Exhibition

January 22-26 • Tampa, FL

Angel Fire Result



2017

BICSI Winter Conference & Exhibition

January 22-26 • Tampa, FL

Multi Building Campus



2017

BICSI Winter Conference & Exhibition

January 22-26 • Tampa, FL

Verestar

Largest satellite facility in North America



2017

BICSI Winter Conference & Exhibition

January 22-26 • Tampa, FL

Verestar Control Room

6 buildings

Over 100 acres



2017

BICSI Winter Conference & Exhibition

January 22-26 • Tampa, FL

Dishes Are Remote

42 satellite dishes
3.5 m to 30 m



2017

BICSI Winter Conference & Exhibition

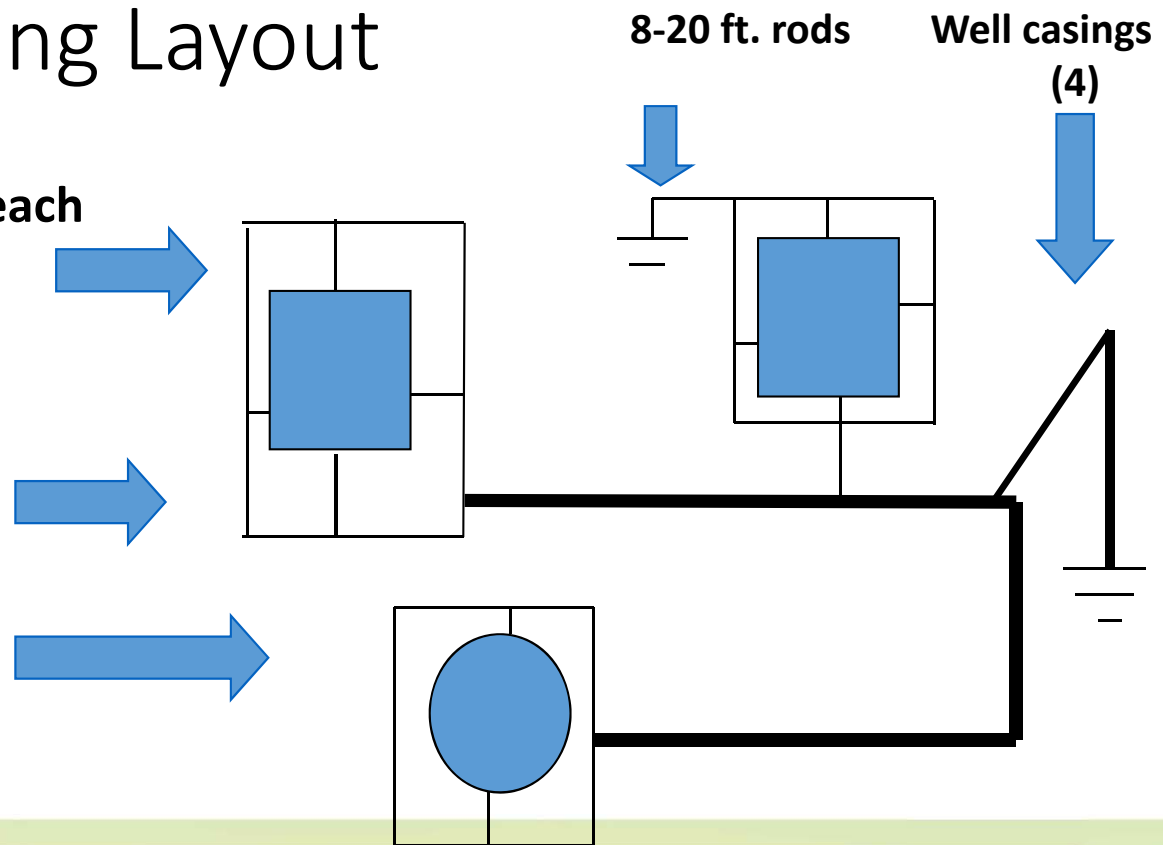
January 22-26 • Tampa, FL

Basic Grounding Layout

4/0 ring ground around each building (6)

750 kcmil spine

4/0 around each dish
(typ of 42)
2 Ohm standard



2017

BICSI Winter Conference & Exhibition

January 22-26 • Tampa, FL

M.I.T. Case Study

Current Interior Design Standards:

Separate computer feeders, panels, and branch circuits

4 outlets per 20 amp. Branch circuit

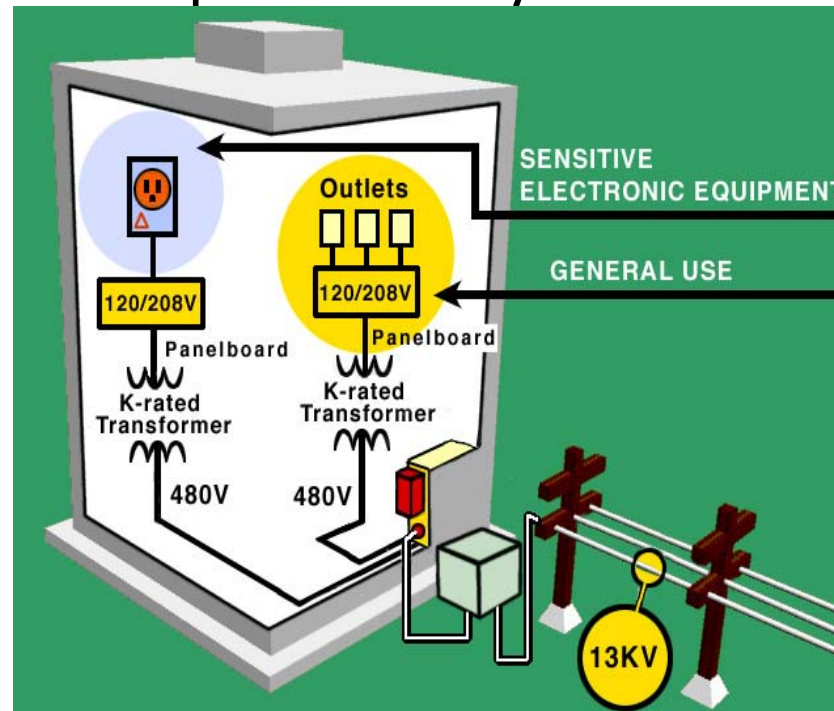


2017

BICSI Winter Conference & Exhibition

January 22-26 • Tampa, FL

Separate Systems



2017

BICSI Winter Conference & Exhibition

January 22-26 • Tampa, FL

M.I.T. Design Standards

Current Design Standards:

- **10 ohms or less grounding resistance**
- **Double (and sometimes triple) neutrals**
- **K-rated transformers**
- **Always a separate grounding conductor**
- **Always copper**



2017

BICSI Winter Conference & Exhibition

January 22-26 • Tampa, FL

System Grounding

- **Ground Ring System:**
- **500 MCM surrounding building**
- **1000 MCM “spine” between buildings**
- **36”-42” depth (below frost line)**
- **Tripled ground rods at each corner**
- **Tripled ground rods if span exceeds 200 ft.**



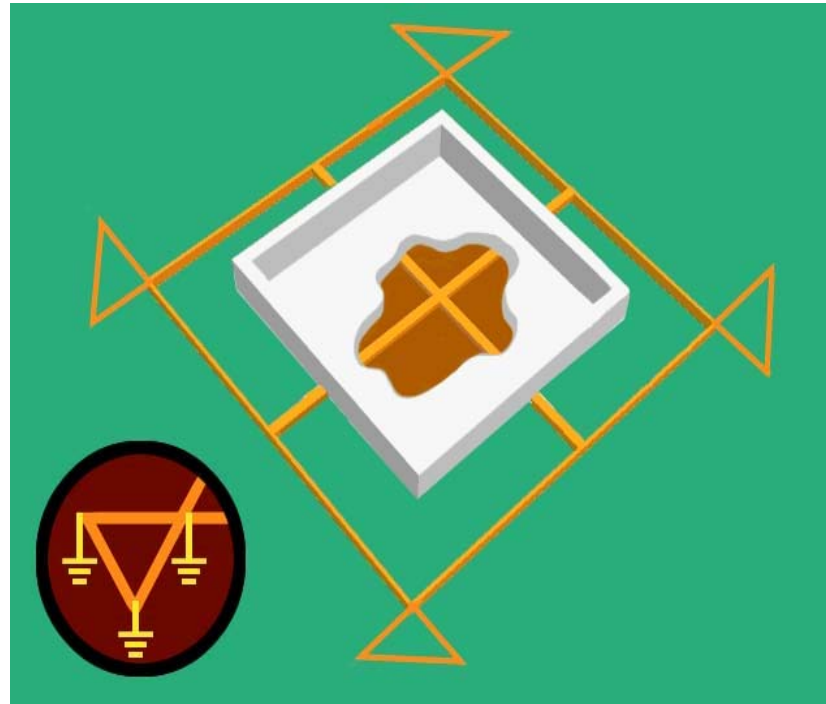
2017

BICSI Winter Conference & Exhibition

January 22-26 • Tampa, FL

System Grounding

**For slab – on- grade
construction:
Ring ground
Triple rods at corners
Criss-cross under slab**



2017

BICSI Winter Conference & Exhibition

January 22-26 • Tampa, FL

Bonding

Connection of equipment cabinets that are not normally energized



2017

BICSI Winter Conference & Exhibition

January 22-26 • Tampa, FL

KPTM-TV

**4800 kW station
Studios in Omaha, NE**



2017
BICSI Winter Conference & Exhibition
January 22-26 • Tampa, FL

KPTM-TV

- **Lightning strikes damaged \$1,000's of equipment, took station off the air.**



2017

BICSI Winter Conference & Exhibition

January 22-26 • Tampa, FL

KPTM-TV

Tower was not bonded to studio



3-ohm resistance
2 electrodes at 125 foot deep



2017

BICSI Winter Conference & Exhibition

January 22-26 • Tampa, FL

KPTM-TV

Satellite dishes were not bonded to studio

Note crowded site



2017

BICSI Winter Conference & Exhibition

January 22-26 • Tampa, FL


Installed Master Ground Bus

Re-bonded all interior and exterior equipment:

- Equipment racks
- Satellite dishes
- Towers

to new MGB

- No damage
- No downtime



2017

BICSI Winter Conference & Exhibition

January 22-26 • Tampa, FL

KPTH & KMEG-TV



2017

BICSI Winter Conference & Exhibition

January 22-26 • Tampa, FL

KPTH & KMEG-TV

- Transmitter equipment bonded



2017

BICSI Winter Conference & Exhibition

January 22-26 • Tampa, FL

KPTH & KMEG-TV

- Exterior equipment bonded



2017

BICSI Winter Conference & Exhibition

January 22-26 • Tampa, FL

KPTH & KMEG-TV

- Ice bridge bonded
- Tower bonded



2017

BICSI Winter Conference & Exhibition

January 22-26 • Tampa, FL

What Can Happen to a Ufer Ground?



2017

BICSI Winter Conference & Exhibition

January 22-26 • Tampa, FL

Lightning vs. Concrete Footer



2017

BICSI Winter Conference & Exhibition

January 22-26 • Tampa, FL

Path in but not a good one out!



2017

BICSI Winter Conference & Exhibition

January 22-26 • Tampa, FL

The reason for the damage

Burn scar on shattered concrete is evidence that lightning found a vertical reinforcing rod (center), which likely acted as an efficient Ufer ground, offering lower resistance than that of the installed grounding/lightning protection system.

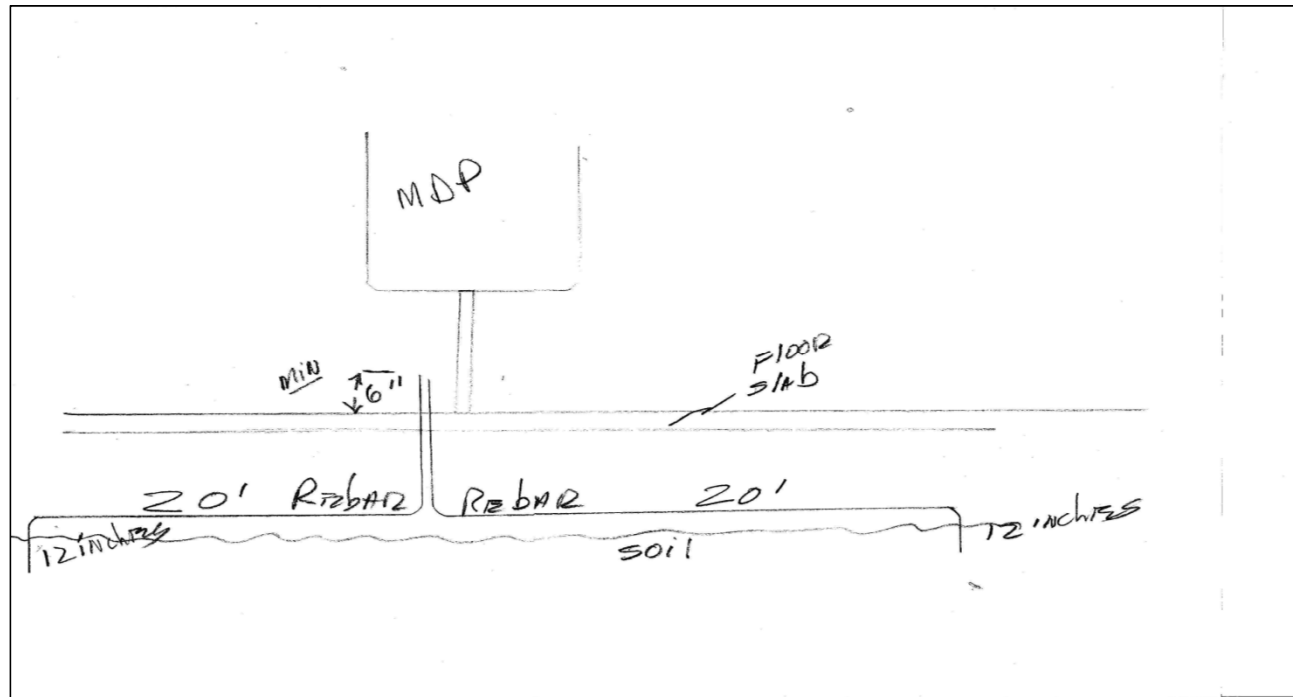


2017

BICSI Winter Conference & Exhibition

January 22-26 • Tampa, FL

Ufer Ground – Done Right



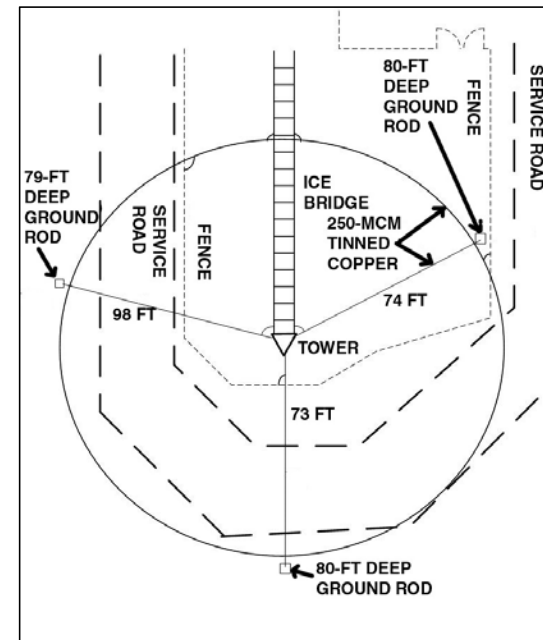
2017

BICSI Winter Conference & Exhibition

January 22-26 • Tampa, FL

KPTH & KMEG-TV

- 250 kcmil ring around tower
- 80 ft. deep earth electrodes
- Bonded to ice bridge
- Bonded to transmitter



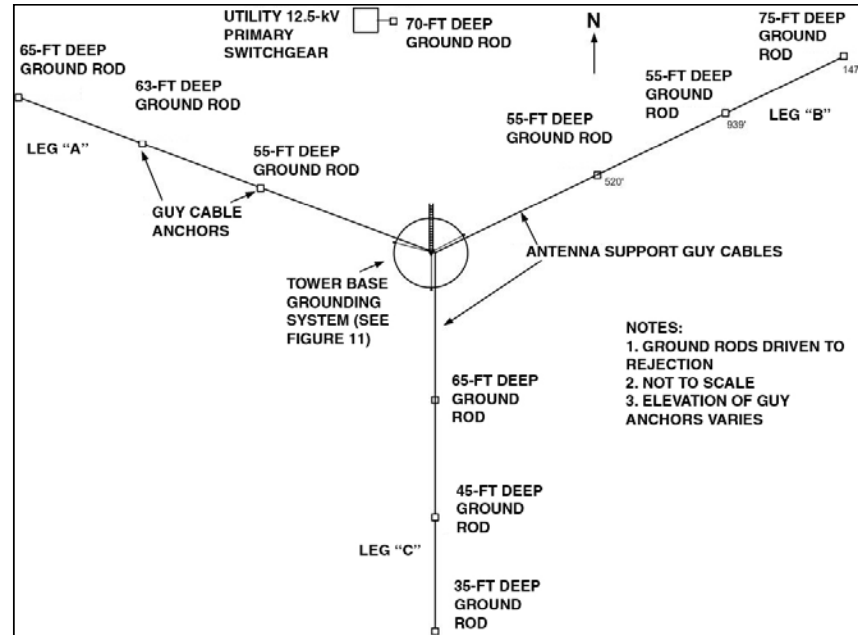
2017

BICSI Winter Conference & Exhibition

January 22-26 • Tampa, FL

KPTH & KMEG-TV

- Site plan



2017

BICSI Winter Conference & Exhibition

January 22-26 • Tampa, FL

High Water Table Does Not Mean Low R

KROA-FM, Donephin, NE

- 5 ft. water table, near Platte River
- **Water was “too” clean**
- Tower hit by lightning
- Went off air, equipment damaged / destroyed




2017

BICSI Winter Conference & Exhibition

January 22-26 • Tampa, FL

Hose Clamps on Plumbing Tube



2017

BICSI Winter Conference & Exhibition

January 22-26 • Tampa, FL

Tower Ground Connection



2017

BICSI Winter Conference & Exhibition

January 22-26 • Tampa, FL

KROA Result of Corrections

- Lightning vulnerability greatly reduced
- Hum on signal disappeared
- Able to rent out to a second station



2017

BICSI Winter Conference & Exhibition

January 22-26 • Tampa, FL

“Clean” Grounds



2017

BICSI Winter Conference & Exhibition

January 22-26 • Tampa, FL

The Earth Cannot Be Used as a Conductor

Earth is never a satisfactory conductor

NEC, Art. 100:

Effective Ground-Fault Current Path. An **intentionally constructed, low-impedance electrically conductive** path designed and intended to carry current under ground-fault conditions from the point of a ground fault on a wiring system to the electrical supply source and that facilitates the operation of the overcurrent protective device or ground-fault detectors.



2017

BICSI Winter Conference & Exhibition

January 22-26 • Tampa, FL

Case Study: “Clean Grounds”

McAfee Tool and Die



2017

BICSI Winter Conference & Exhibition

January 22-26 • Tampa, FL

This is a High-Tech Environment



2017

BICSI Winter Conference & Exhibition

January 22-26 • Tampa, FL

Every CNC Machine is Computer-driven




2017

BICSI Winter Conference & Exhibition

January 22-26 • Tampa, FL

Comm Cable is Unintentional Antenna




2017


BICSI Winter Conference & Exhibition

January 22-26 • Tampa, FL

“Clean Grounds”



**“Supplemental”
electrodes abandoned**



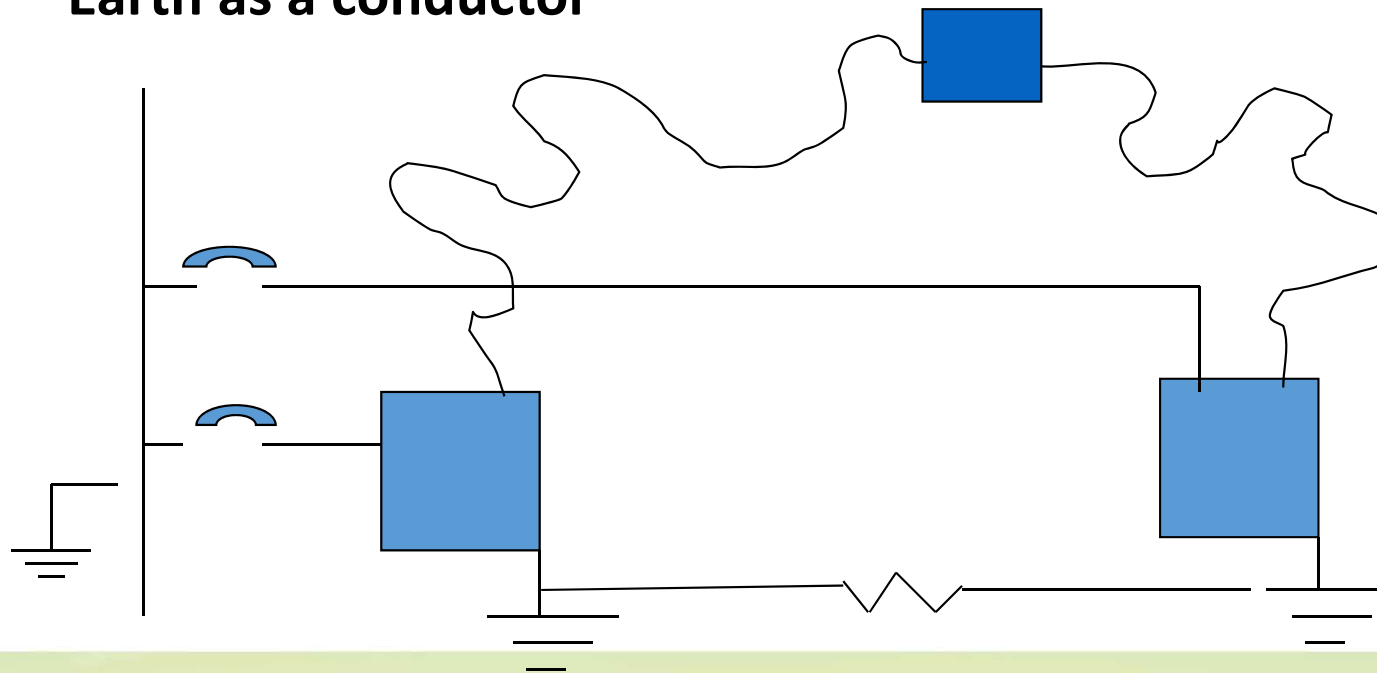
2017

BICSI Winter Conference & Exhibition

January 22-26 • Tampa, FL

McAfee Layout

Earth as a conductor



2017

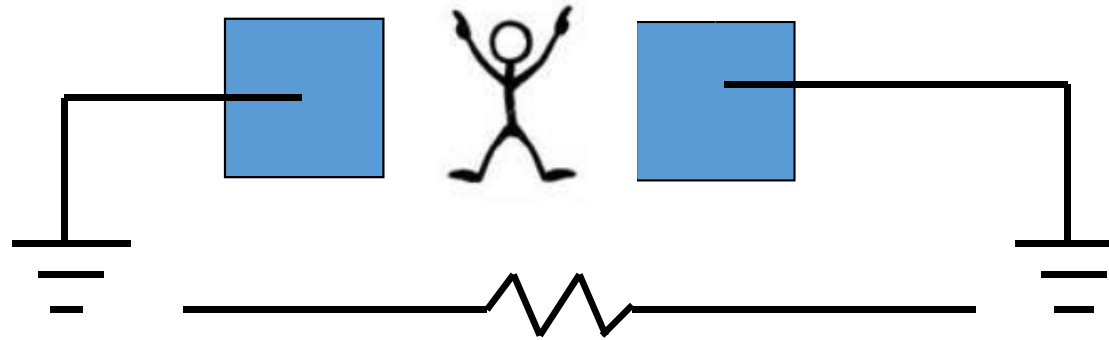
BICSI Winter Conference & Exhibition

January 22-26 • Tampa, FL

Earth is not a current path

**No separate grounds allowed
only one grounding system**

- **250.54** ...the earth shall not be used as an effective ground-fault current path...



2017

BICSI Winter Conference & Exhibition

January 22-26 • Tampa, FL

What is an IG?

So if “supplemental” grounds are a no-no, what is an isolated (“insulated”) ground?



2017

BICSI Winter Conference & Exhibition

January 22-26 • Tampa, FL

Insulated Grounding



2017

BICSI Winter Conference & Exhibition

January 22-26 • Tampa, FL

Insulated Grounding (IG)

Good idea to install in new circuits

Gives flexibility to use or not



2017

BICSI Winter Conference & Exhibition

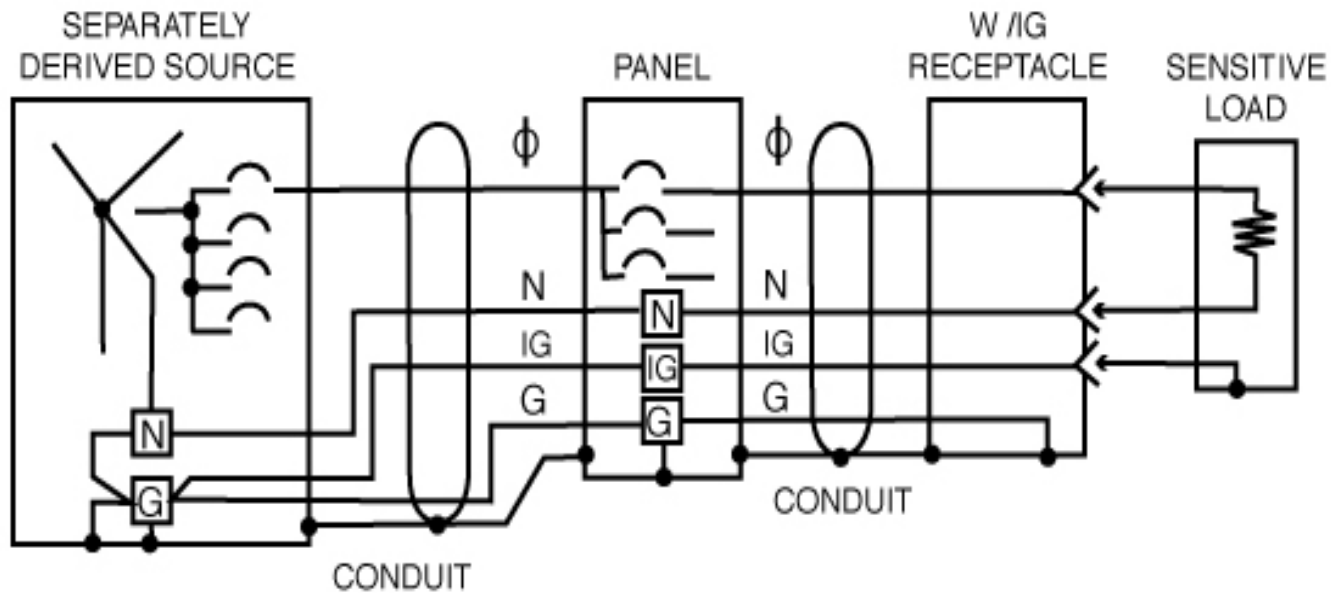
January 22-26 • Tampa, FL

This is NOT IG



2017
BICSI Winter Conference & Exhibition
January 22-26 • Tampa, FL

Isolated (Insulated) Grounding

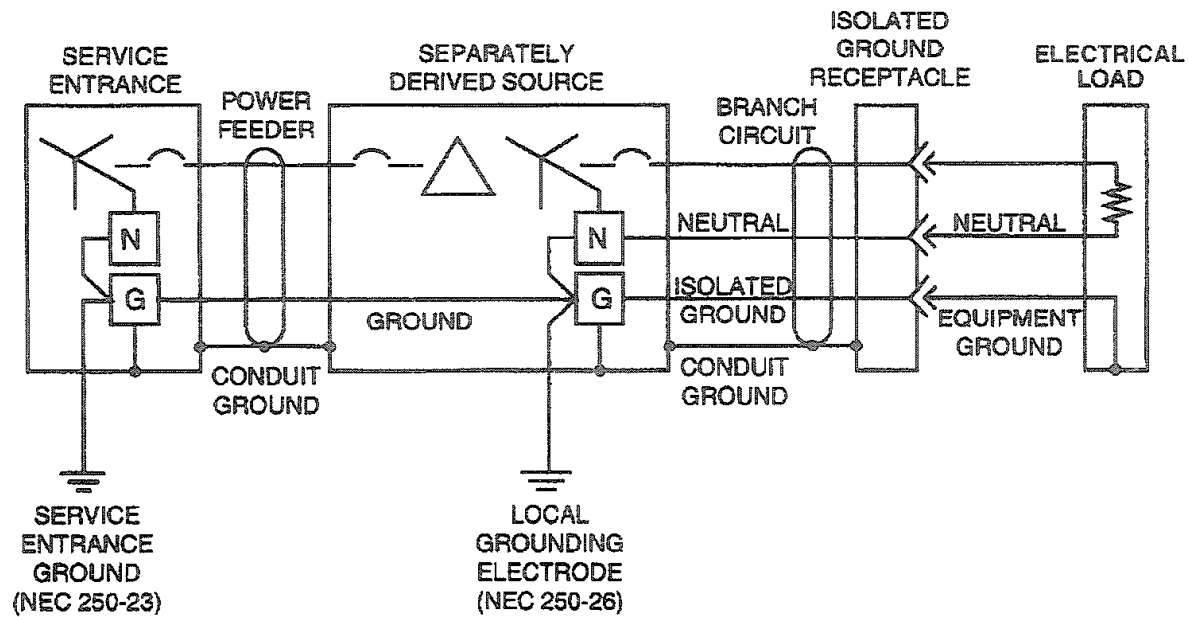


2017

BICSI Winter Conference & Exhibition

January 22-26 • Tampa, FL

IG Circuit with Transformer




2017

BICSI Winter Conference & Exhibition

January 22-26 • Tampa, FL

Not Connected to Cabinet




2017

BICSI Winter Conference & Exhibition

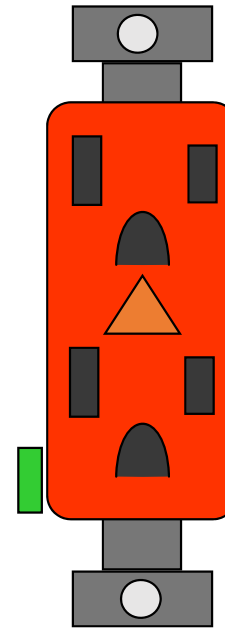
January 22-26 • Tampa, FL

Receptacles

IG or SG?



IG



**Either receptacle
may be any
color under the
most recent
NEC editions.**



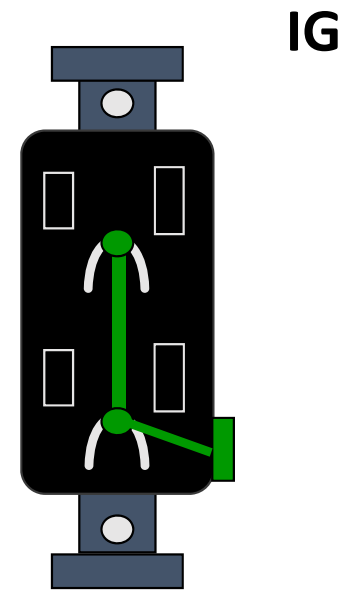
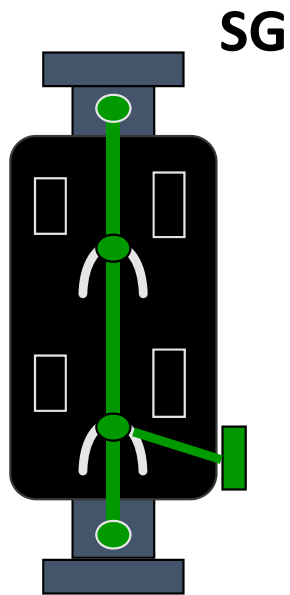
2017

BICSI Winter Conference & Exhibition

January 22-26 • Tampa, FL

Receptacles

Do you see the difference?



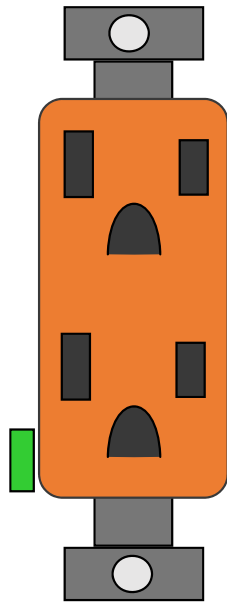
2017

BICSI Winter Conference & Exhibition

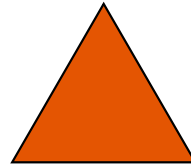
January 22-26 • Tampa, FL

Receptacles

IG or SG?

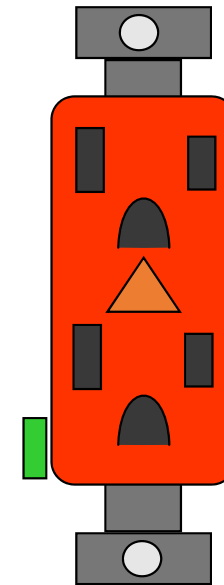


An orange color delta



is required to be
embossed on the face

IG

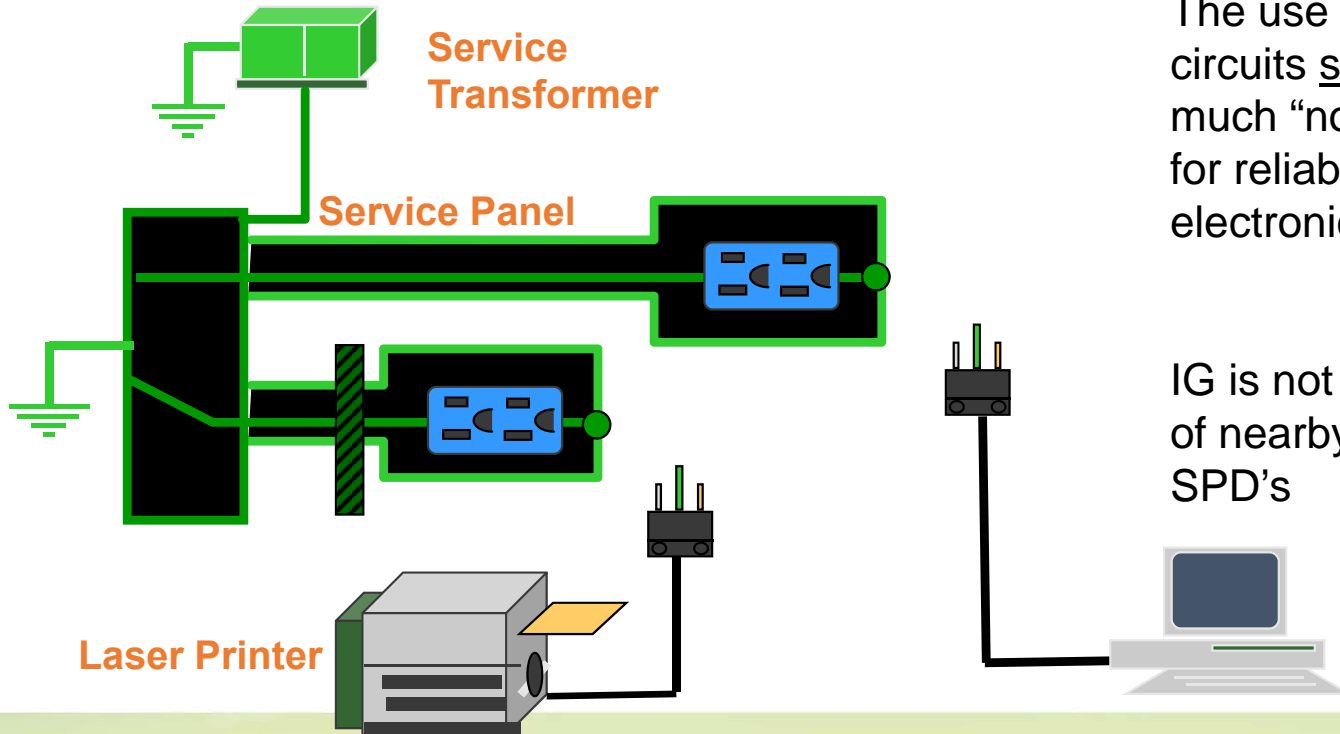


2017

BICSI Winter Conference & Exhibition

January 22-26 • Tampa, FL

Why use IG?



The use of solidly grounded branch circuits sometimes results in too much “noise” on the branch circuit for reliable operation of the electronic loads.

IG is not subject to induced energy of nearby lightning, thus smaller SPD's



2017

BICSI Winter Conference & Exhibition

January 22-26 • Tampa, FL

Isolated Grounding

CAVEAT:

- **50% of the time, IG helps situation**
- **50% of the time, IG hurts situation**
- **50% of the time, makes no difference**

Be flexible, use what works best in a particular circumstance



2017

BICSI Winter Conference & Exhibition

January 22-26 • Tampa, FL

Let's Take a Break

**After the break, John West of Power and Systems
Innovation of Tampa, Inc.**



2017

BICSI Winter Conference & Exhibition

January 22-26 • Tampa, FL

Second Part

John West

Power and Systems Innovation of Tampa, Inc.



2017

BICSI Winter Conference & Exhibition

January 22-26 • Tampa, FL

Your Job

- When your equipment is involved, you should be the expert when you walk on site.
- You are responsible to be sure all is right if not, you fix it.
- If you don't have the expertise to "fix", get an expert involved. The key dazzle with brilliance not baffle with BS.
- Learn how to recognize issues that will impact the proper installation of your equipment and its sustainability.
- Inform your customer of the conditions that can impact your installed equipment.
- Some will "ignore" and hope issues go away. Put it in writing, inform and then it is their responsibility. Their choice.
- The customer votes with their wallet!



2017

BICSI Winter Conference & Exhibition

January 22-26 • Tampa, FL

When You Are Not 100% Sure

- Develop a relationship with a someone that has the expertise to assist your efforts.
- Do not guess, hope or assume you are right.
- Learn from them, develop your own expertise.
- Avoid those that are just out to sell something.
- With many projects there are 6-phases.
 1. Enthusiasm!
 2. Disillusionment!
 3. Panic!
 4. Search for the Guilty!
 5. Punishment of the innocent!
 6. Praise for the non-participants.

Where to you want to be on the above list at the end of the day?



2017

BICSI Winter Conference & Exhibition

January 22-26 • Tampa, FL

Grounding & Bonding

- Grounding, (Earthing) is the foundation of the electrical system.
- Bonding is the “rebar” that holds the foundation together.
- The electrical system is not safe or sustainable unless the grounding & bonding are completed to the highest possible standard.
- Anything built upon a flawed foundation will never be proper or sustainable regardless of the effort with which it is built.



2017

BICSI Winter Conference & Exhibition

January 22-26 • Tampa, FL

Today's Plan

- Understand what makes up soil resistivity.
- Know the variables in grounding conditions.
- Understand the different types of grounds.
- Understanding ground testing.
- Ground Augmentation—What works & or will not.
- Learn about high performance bonding.
- Ground Loops – Learn how to avoid them.
- Why grounding & bonding are critical for SPD.
- SPD – What you need to know about SPD.
- SPD – Your role in making sure they work.



2017

BICSI Winter Conference & Exhibition

January 22-26 • Tampa, FL

But First

- Lets look at some examples of very poor workmanship and talk about the down side of these examples.
- Who do you blame for these?
- Who is responsible?
- Do you want your equipment connected to these grounds or ground bonds?



2017

BICSI Winter Conference & Exhibition

January 22-26 • Tampa, FL



- Two Wires under the same lug.
- Improper lug for the wire size.
- Screwed, not bolted.
- Connected to painted steel.
- No conductive grease.
- Steel not continuous or contiguous.

The lightning arrestors for this phone system are not bonded to a path to ground. This is a life safety issues as well as a formula for equipment damage. The client could not understand how or why his phone system would be damaged and fail during a thunder storm.



2017

BICSI Winter Conference & Exhibition

January 22-26 • Tampa, FL

This Met Code When Installed!



As a result it meets code today!



2017

BICSI Winter Conference & Exhibition

January 22-26 • Tampa, FL

Want Your Name on This Job?



2017

BICSI Winter Conference & Exhibition



January 22-26 • Tampa, FL



One of many electrical systems in a HUGE resort's in central FL. MS1's Bond is shown to the left, MS2's Bond is shown above ...(missing). The customer was having big issues and had lost a significant amount of equipment. I have no idea why the inspector did not catch this. It is now in court as the owners are not happy and they will win.



2017
BICSI Winter Conference & Exhibition
January 22-26 • Tampa, FL




This phone system is so unreliable the company that is the owner's telecom person keeps a box full of replacement cards as they fail all the time. Annual cost? Over \$100,000.00 and they thought that is normal. After the FIX, no damage in years. State of Florida agency site!



2017

BICSI Winter Conference & Exhibition

January 22-26 • Tampa, FL



2017
BICSI Winter Conference & Exhibition
January 22-26 • Tampa, FL



The above photo's are from a State of Florida site (500,000 Square Foot Building) Computer Room – where all the file servers and main blade server banks are. The computer person told me that he wanted to make sure the critical equipment was grounded properly so he had additional ground rods, ground bonding bars added.

OK, start finding the errors.



2017

BICSI Winter Conference & Exhibition

January 22-26 • Tampa, FL

- #1 The difference in ground potential with the photo, a minimum of 4.
(the phone company cable has a ground reference)
- #2 Look at the daisy chain connection from the telephone cabinet to the rod!
- #3 Note the connections are all single lugs.
- #4 No Penetrox / Noalox between the lugs and ground bonding bar.
- #5 Note the bar is over and very close to a bundle of communication cables.
- #6 Multiple conductors on the RHS Lug.....
- #7 Improper lug for the wire size on the lug in position #2 (L-R)
- #8 Note the size of the ground conductor and the lug size in position #3.
The installer solved not having the proper lug, just cut some of the conductors until the wire fits the lug you have..... Oh, what quality!!!



2017

BICSI Winter Conference & Exhibition

January 22-26 • Tampa, FL

- #9 Only one lug is correct for the wire size.....
- #10 The “flow” is not aimed in the direction of the ground rod (forget it is wrong to have a ground rod) the flow is wrong..... Must be from the equipment to the drain (the earth).
- #11 Solid wire, not stranded is used for 4 of the 5 ground bonds.
- #12 The connection to the rod is a cable that is stranded and NOT the proper size the clamp used.
- #13 The clamps are exposed to physical damage.



2017

BICSI Winter Conference & Exhibition

January 22-26 • Tampa, FL

Who Approved This Job?

Want your new HD, Smart, Flat Screen TV on this ground?

How about the fire alarm in a Children's hospital? (no, I am not kidding)



2017

BICSI Winter Conference & Exhibition

January 22-26 • Tampa, FL

Tape Job on the Ground Bonding?



2017

BICSI Winter Conference & Exhibition

January 22-26 • Tampa, FL

Lightning Damage to 9-1-1 Facility

Monitor your grounding!!!



2017

BICSI Winter Conference & Exhibition

January 22-26 • Tampa, FL

Very Expensive Copper Theft!



2017

BICSI Winter Conference & Exhibition

January 22-26 • Tampa, FL

Nice Bonding Job..... To What?




2017

BICSI Winter Conference & Exhibition

January 22-26 • Tampa, FL

Bonding to Building Steel

The code allows it, but in a lightning prone environment this is trouble!



2017

BICSI Winter Conference & Exhibition

January 22-26 • Tampa, FL

What is Wrong Here?



2017

BICSI Winter Conference & Exhibition

January 22-26 • Tampa, FL

What Should Be Done Here?

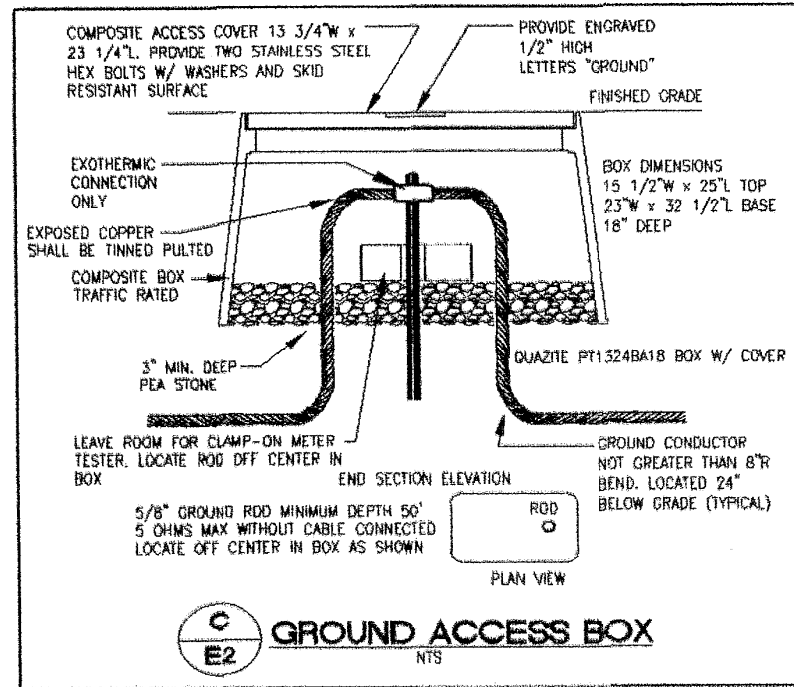


2017

BICSI Winter Conference & Exhibition

January 22-26 • Tampa, FL

A Proper Ground Test Well

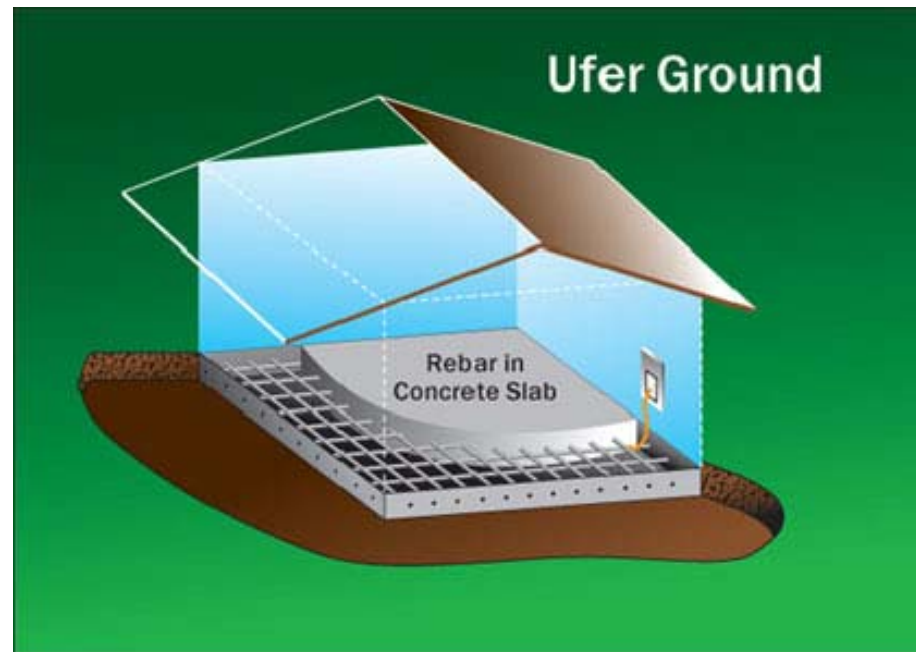


2017

BICSI Winter Conference & Exhibition

January 22-26 • Tampa, FL

What is Wrong With This Picture?



2017

BICSI Winter Conference & Exhibition

January 22-26 • Tampa, FL

Testing Ground Systems

- NEC 250 Grounding Performance Requirements.
None!
- NFPA 780 Grounding Performance Requirements.
None!
- UL96A Grounding Performance Requirements.
None!
- IEEE Grounding Recommendations.
5-Ohms or less.



2017

BICSI Winter Conference & Exhibition

January 22-26 • Tampa, FL

5 – Ohm Grounding

- Should be the requirement for the ground rod system of every electrical system.
- Ufer grounding & bonding is in addition to the 5-Ohm ground rod system.
- The maximum resistance of a lightning protection system ground rod should be 5-Ohms.
- All this added together, properly bonded will assure the odds of damage to the facility is VERY slim.
- Add to this a properly designed and installed surge protection system and the probability of any damage comes close to “0”.



2017

BICSI Winter Conference & Exhibition

January 22-26 • Tampa, FL

Soil Resistivity

To determine the resistivity of the soil, the Wenner four-point measurement method (my choice of the two options), it corresponds to IEEE Std. 81.

The Wenner 4-point measurement test employs 4 test probes, spaced apart from each other at equal distances (the distance is critical).

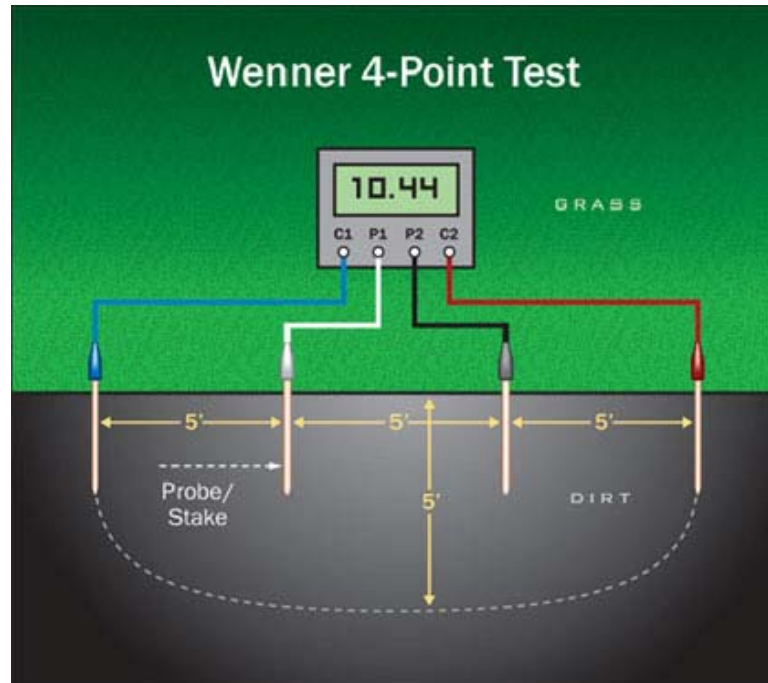


2017

BICSI Winter Conference & Exhibition

January 22-26 • Tampa, FL

Note the distance between probes!



2017

BICSI Winter Conference & Exhibition

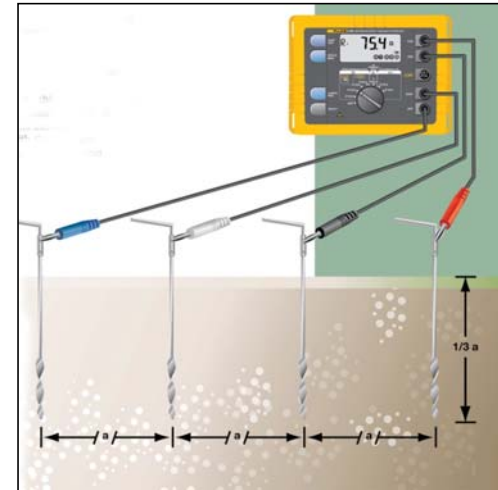
January 22-26 • Tampa, FL

Four Point Soil Resistivity Test Layout

Wenner Method:

ρ_E = measured apparent soil resistivity(Ωm)
 a = electrode spacing (m)
 b = depth of the electrodes (m)
 R_W = Wenner resistance measured as "V/I" in Figure (Ω) If b is small compared to a , as is the case of probes penetrating the ground only for a short distance.

$$\rho_E = \frac{4 \cdot \pi \cdot a \cdot R_W}{1 + \frac{2 \cdot a}{\sqrt{a^2 + 4 \cdot b^2}} - \frac{a}{\sqrt{a^2 + b^2}}}$$

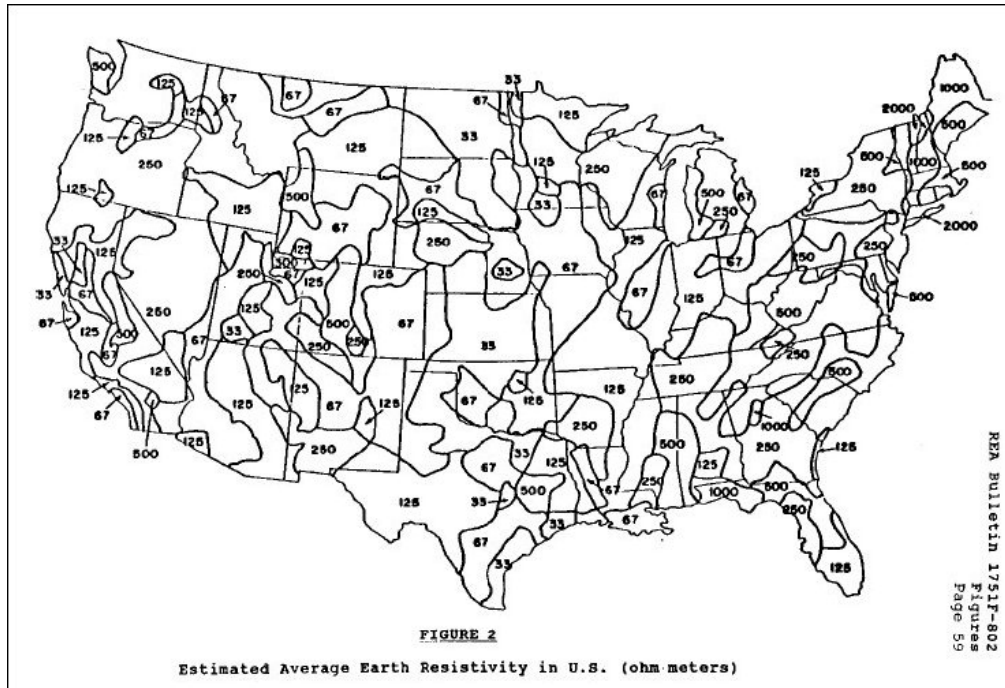


2017

BICSI Winter Conference & Exhibition

January 22-26 • Tampa, FL

Average Soil Resistivity

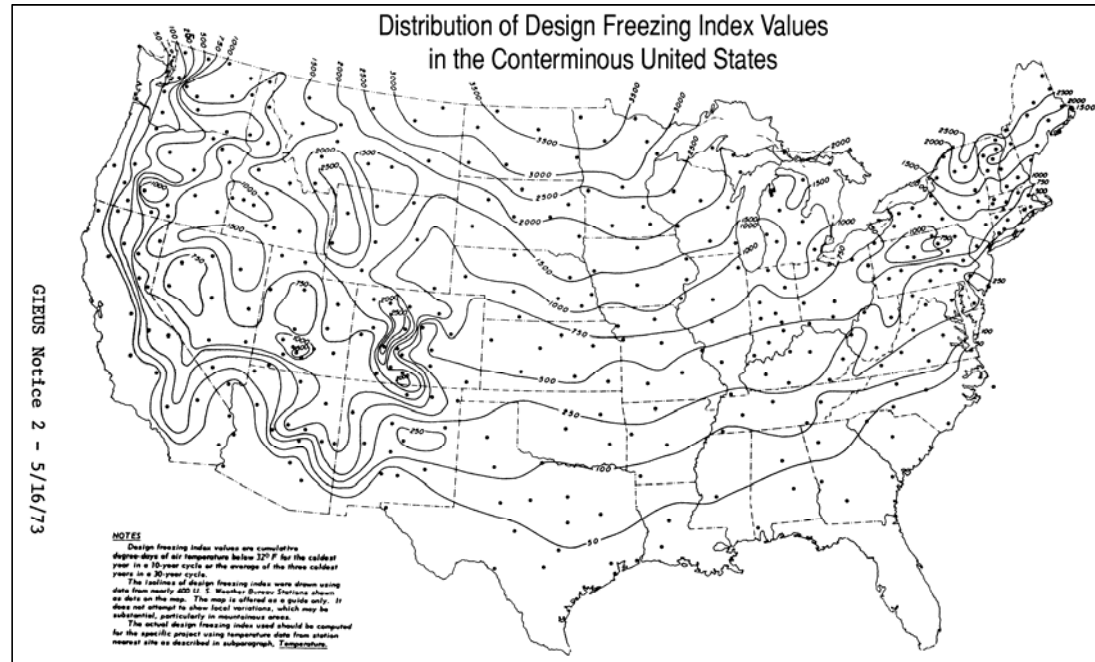


2017

BICSI Winter Conference & Exhibition

January 22-26 • Tampa, FL

Temperature & Grounding



2017

BICSI Winter Conference & Exhibition

January 22-26 • Tampa, FL

The “Depth” Required to Reach:

SOIL RESISTIVITY	LENGTH FOR A 5-Ohm GROUND	LENGTH FOR A 10-Ohm GROUND
50 Ω-M	33 Feet	9.8 Feet
70 Ω -M	52.5 Feet	20 Feet
100 Ω -M	85 Feet	33 Feet
150 Ω -M	145 Feet	59 Feet
200 Ω -M	207 Feet	85 Feet
300 Ω-M	344 Feet	144 Feet
500 Ω -M	636 Feet	276 Feet
1000 Ω -M	1444 Feet	636 Feet



2017

BICSI Winter Conference & Exhibition

January 22-26 • Tampa, FL

Why Ground Testing is Critical

- Arcing ground faults can seriously damage distribution equipment, causing fires, which damage facilities and endanger personnel.
- Arcing ground faults also cause extended downtime during system repair.
- Not tested, the grounding system may not be compliant with IEEE recommendations.
- Increased exposure of personnel (life safety issues), the facility systems & equipment to damage and downtime.
- Reduced equipment life.



2017

BICSI Winter Conference & Exhibition

January 22-26 • Tampa, FL

Fall-of-Potential Tester Checklist

- Identify and locate any and all conductive elements (wires, pipes, cables, metal fences, tree roots, etc.) or any condition or conductive element in the soil that would impact the test results.
- To insure accuracy of a “stake type” fall of potential test it is necessary to verify the test results. This is done by a completion of two additional tests that are at: 90°, 180° or at 270°.
- Do you have access to enough area or real estate to allow completion of two additional tests for the stake type tester? (Including this requirement for 4-Point soil resistivity testing is proper.)
- Verify the soil is un-disturbed and virgin soil, no fill has been added.



2017

BICSI Winter Conference & Exhibition

January 22-26 • Tampa, FL

Fall-of-Potential Tester Checklist

- If necessary use ground penetrating radar to be sure the soil in the area can be used for testing.
- Verify the moisture content of the soil does not exceed the worst case lack of seasonal moisture.
- Test and record; the soil temperature, moisture content, PH, salt content.
- Confirm if any ground enhancement material was used when the grounding was installed. If anything other than Bentonite or conductive concrete by; “San-Earth” or “Conducrete” the testing may (will) not be accurate.



2017

BICSI Winter Conference & Exhibition

January 22-26 • Tampa, FL

The Factors That Impact Soil Resistivity

- Electrolytes which consist of Moisture, Minerals and dissolved salts.
- Regardless of electrolyte content dry soil has high resistivity (Florida “Sugar Sand”)
- The highest resistance “normal” soil conditions are: Gravel, Sand & Stones with little or no clay and/or loam.



2017

BICSI Winter Conference & Exhibition

January 22-26 • Tampa, FL

Formula for Ground System Impedance

$$\text{Grounding System Impedance (Z)} = \sqrt{R^2 + X_L^2}$$

Where R is the Grounding system Resistance

X_L is Grounding system Reactance given by $(X_L) = 2\pi fL$

f is the frequency of current

L is the inductance offered by the installed Grounding System



2017

BICSI Winter Conference & Exhibition

January 22-26 • Tampa, FL

Influence of Temperature and Moisture

Resistivity (approx), n-cm			
Soil	Min.	Average	Max.
Ashes, cinders, brine.waste	590	2,370	7,000
Clay, shale, gumbo or loam	340	4,060	16,300
Same, with varying proportions of sand & gravel	1,020	15,800	135,000
Gravel, sand, stones with little clay or loam	59,000	94,000	458,000



2017

BICSI Winter Conference & Exhibition

January 22-26 • Tampa, FL

Temperature and Resistivity*

<u>Temperature</u>		<u>Resistivity</u>
<u>C</u>	<u>F</u>	<u>Ohm-cm</u>
20	68	7200
10	50	9900
0	32 (water)	13,800
0	32 (Ice)	30,000
-5	23 (Ice)	79,000
-15	14 (Ice)	330,000

- *As temperature varies throughout the seasons therefore soil resistivity will also vary with the moisture content and the temperature. This is one of the reasons deep earth grounding is preferred in areas where the “frost line” is deep. A 10’ ground rod in some areas does not provide a ground in all seasons.



2017

BICSI Winter Conference & Exhibition

January 22-26 • Tampa, FL

Classified Water	$\Omega - m$
Pure Water	200,000
Distilled Water	50,000
Rain Water	200
Tap Water	70
Well Water	20~70
Mixture of River & Sea Water	2
Sea Water (Inshore)	0.3
Sea Water (Ocean 3%)	0.2~0.25
Sea Water (Ocean 5%)	0.15

Table 9 : Resistivity of Water(Approx.Value)



2017

BICSI Winter Conference & Exhibition

January 22-26 • Tampa, FL

The Impact of Temperature on the Resistivity of Soil Containing Salt

<u>Temperature</u>		<u>Resistivity</u>
<u>C</u>	<u>F</u>	<u>Ohm-cm</u>
20	68	110
10	50	142
0	32 (water)	190
-5	23 (ice)	312
-13	8.6 (ice)	1,440

*This example is sandy loam, 20% moisture content and 5% of weight of the moisture is salt.



2017

BICSI Winter Conference & Exhibition

January 22-26 • Tampa, FL

Combined Resistance Of n No Of Electrodes

$$R_n = R \left[\frac{1 + \lambda a}{n} \right]$$

In which $a = \frac{\rho}{2\pi RS}$

Where

R=resistance of one rod Ω

S = distance between adjacent rods m

ρ = resistivity of soil Ω -m

λ =is a factor selected from Table 2 or 3 of BS 7430

'n is the no of electrodes as given in Tables 2 and 3



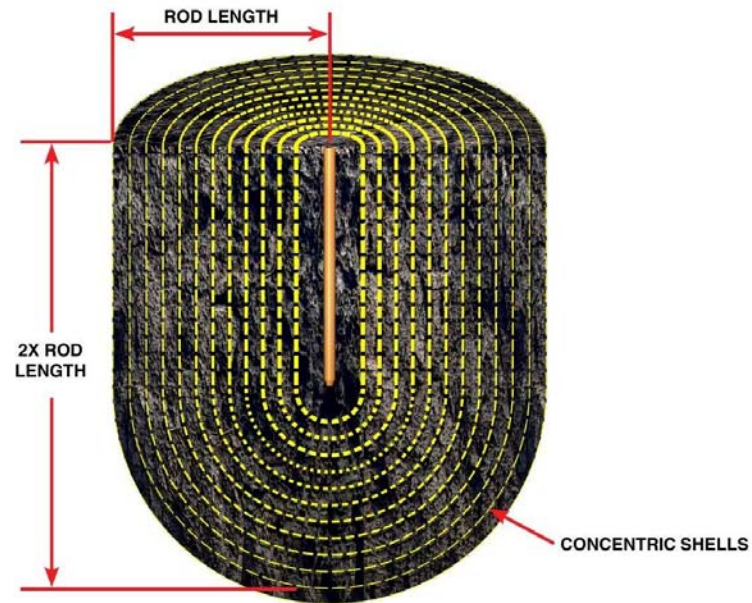
2017

BICSI Winter Conference & Exhibition

January 22-26 • Tampa, FL

Concentric Shells of Earth

Dependent on rod length & soil conditions

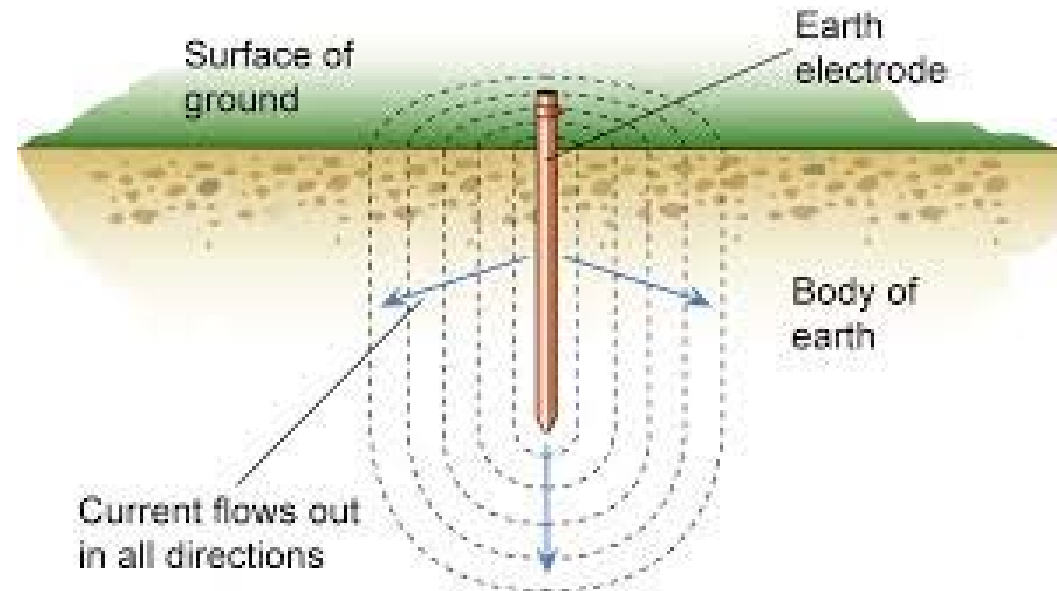


2017

BICSI Winter Conference & Exhibition

January 22-26 • Tampa, FL

Current=Voltage/Resistance



2017

BICSI Winter Conference & Exhibition

January 22-26 • Tampa, FL

2X Rod Length (average) Dependent on Soil Resistivity

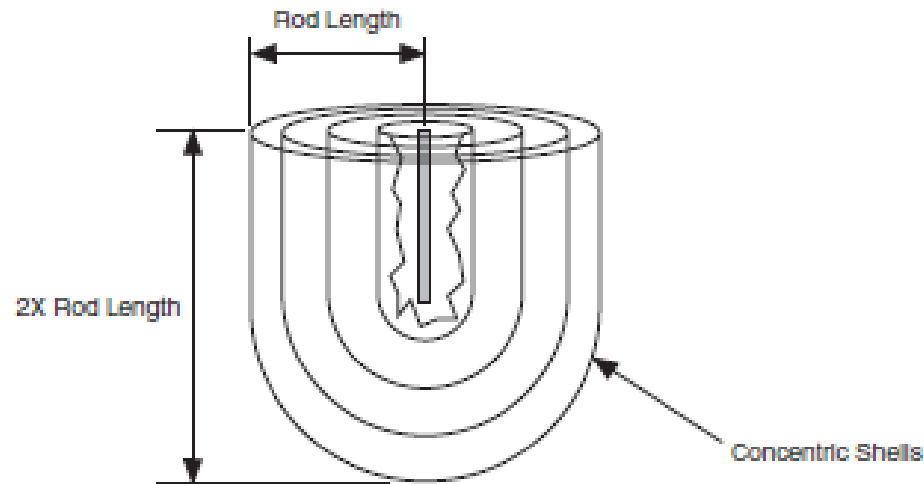


FIGURE 4-5 GROUNDING ELECTRODE SPHERE OF INFLUENCE

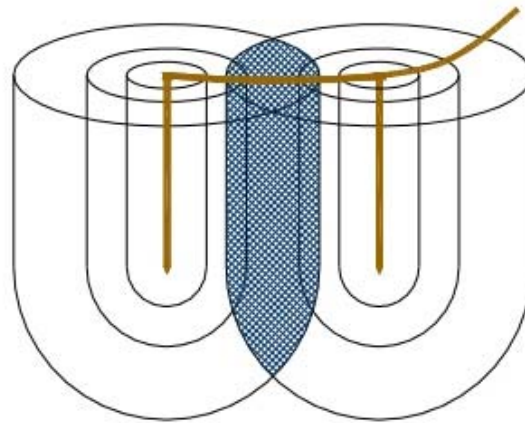


2017

BICSI Winter Conference & Exhibition

January 22-26 • Tampa, FL

Lowering Ground Resistance



Concentric Shell
Overlap Decreases
Efficiency of
Ground Rod
Resistance

39



2017

BICSI Winter Conference & Exhibition

January 22-26 • Tampa, FL

Ground Rod Spacing



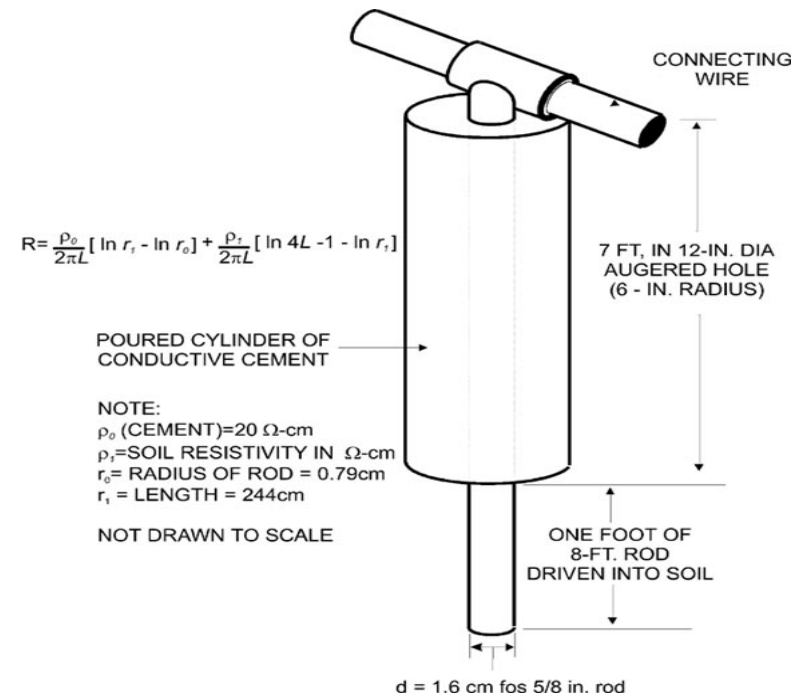
2017

BICSI Winter Conference & Exhibition

January 22-26 • Tampa, FL

Ground Rod is Embedded in Conductive Concrete

Takes advantage of the fact 50% of the earth resistance is within 6" of the rod. (credit to gpr-expert.com)



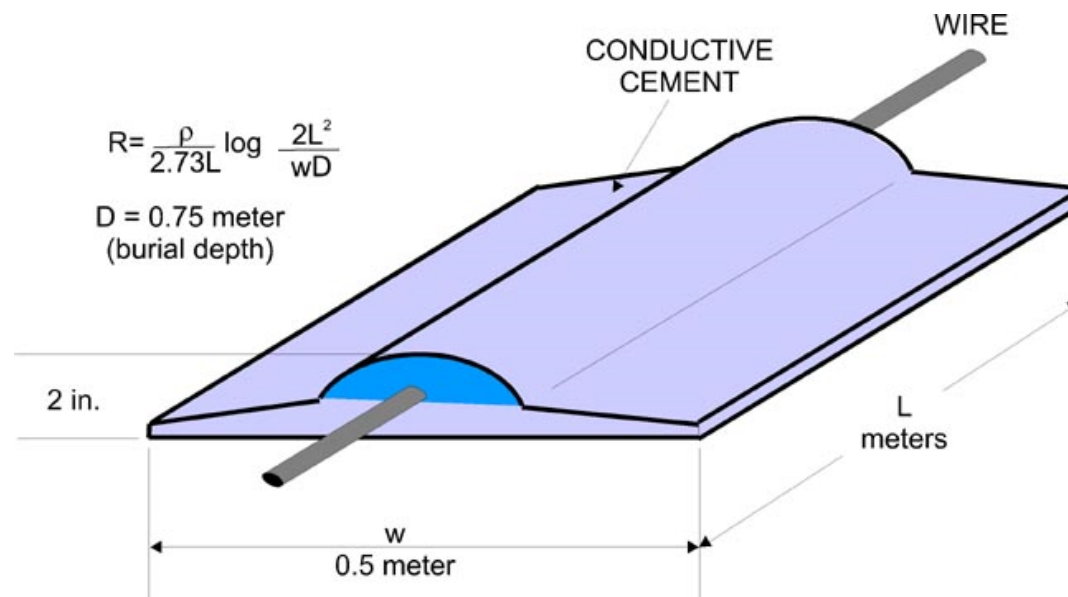
2017

BICSI Winter Conference & Exhibition

January 22-26 • Tampa, FL

Conductive Cement

Effectively Enlarges the Contact with the Earth of the wire.



2017

BICSI Winter Conference & Exhibition

January 22-26 • Tampa, FL

Annual Ground Testing

- The technician that completes ground testing must have been trained by the factory or their approved training representative.
- The technician **MUST** be certified to complete the testing.
- It is recommended the technician have a minimum of 5-years experience.
- A detailed written report with photo's must be provided.
- Anything less is **NOT** reliable.

If you needed brain surgery, would you go to the local supermarket butcher? NOT using a highly qualified professional for your ground testing will yield the same results. Operation was a success, but the patient died.

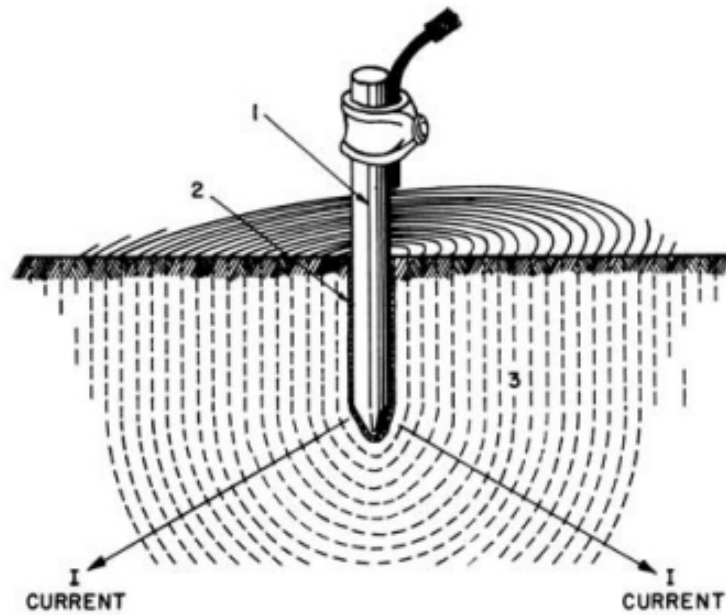


2017

BICSI Winter Conference & Exhibition

January 22-26 • Tampa, FL

$$I = E/R$$



2017

BICSI Winter Conference & Exhibition

January 22-26 • Tampa, FL

Ohms Law

- Current is “I”
- Voltage is “E”
- Resistance is “R”
- $I = E/R$
- $0 = 1,000,000,000,000,000,000,000,000/ 0$
- So you can have all the voltage you can imagine and if the “R” is “0” you have “0” damage. Current, the “I” causes damage.



2017

BICSI Winter Conference & Exhibition

January 22-26 • Tampa, FL

Real World

- 1 Trillion Volts with a 1000 Ohm Ground = One Billion Amps.
- 1 Trillion Volts with a 5 Ohm Ground = 200 Billion Amps.
- Do the math if that is your ground rod resistance. Where does the 199 Billion amps go with the 1000 Ohm Ground? Try your electrical system!!!
- Prove my math wrong! Go ahead, take your time!



2017

BICSI Winter Conference & Exhibition

January 22-26 • Tampa, FL

Ground Rod Resistance & Rod Size

Increasing the diameter of the ground rod does little to reduce the resistance to earth.

Doubling the diameter reduces the resistance by less than 10%.

The only logical reason for a larger rod is the soil conditions (aka: Conditions require a $\frac{3}{4}$ " or larger ground rod so the rod can be installed. It is not unusual to have to "drill rock" or other hard earth structure.



2017

BICSI Winter Conference & Exhibition

January 22-26 • Tampa, FL

Single 10' Ground Rod

The resistance of this ground rod on a home and is lower than the ground of many critical facilities.

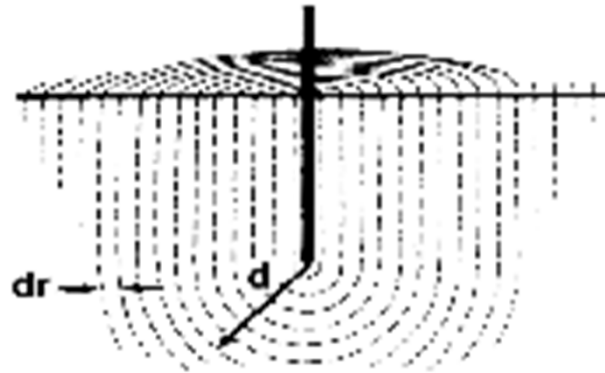


2017

BICSI Winter Conference & Exhibition

January 22-26 • Tampa, FL

The Formula for Rod Length & Diameter



$$\frac{dR}{d} = \rho \frac{d}{dr} \left[\frac{l}{A} \right]$$

l = length
 A = diameter



2017

BICSI Winter Conference & Exhibition

January 22-26 • Tampa, FL

Which Ground Tester(s) Will Meet Your Needs & Testing Requirements?

- Ground testers come in two versions. Stake type testers & clamp-on ground testers.
- Before you decide which style will meet your needs, understand the benefits & limitations of each tool.
- In order to understand your needs, you should have the knowledge of both tools and how to properly use and operate them.
- Take the training to use both types. Understand how to use both testers properly.
- Then you are ready to make a decision of what you need and make the investment in Fall-of-Potential Ground Rod Tester(s). NOT Before then.



2017

BICSI Winter Conference & Exhibition

January 22-26 • Tampa, FL

After Training on Both Types: The Fall-of-Potential Checklist

- Identify and locate any and all conductive elements (wires, pipes, cables, metal fences, tree roots, etc.) or any condition or conductive element in the soil that would impact the test results.
- To insure accuracy of a “stake type” fall of potential test it is necessary to verify the test results. This is done by a completion of two additional tests that are at: 90°, 180° or at 270° from the initial test. This confirms there is no conductive elements.



2017

BICSI Winter Conference & Exhibition

January 22-26 • Tampa, FL

After Training on Both Types: The Fall-of-Potential Checklist

- Do you have access to enough area or real estate to allow completion of two additional tests? If you cannot do both you don't have a reliable initial test.
- Verify the soil is un-disturbed and virgin soil, no fill has been added.



2017

BICSI Winter Conference & Exhibition

January 22-26 • Tampa, FL

The Fall-of-Potential Checklist

- If necessary use ground penetrating radar to be sure the soil in the area can be used for testing.
- Verify the moisture content of the soil does not exceed the worst case lack of seasonal moisture. Test soil moisture “volumetric water content in soil” if it exceed the “norm” then the test is invalid in “moist” soil conditions.
- Test and record; the soil temperature, moisture content, PH, salt content on the testing report form.
- Confirm if any ground enhancement material that was used when the grounding was installed. If anything other than Bentonite or conductive concrete the testing will not be accurate.

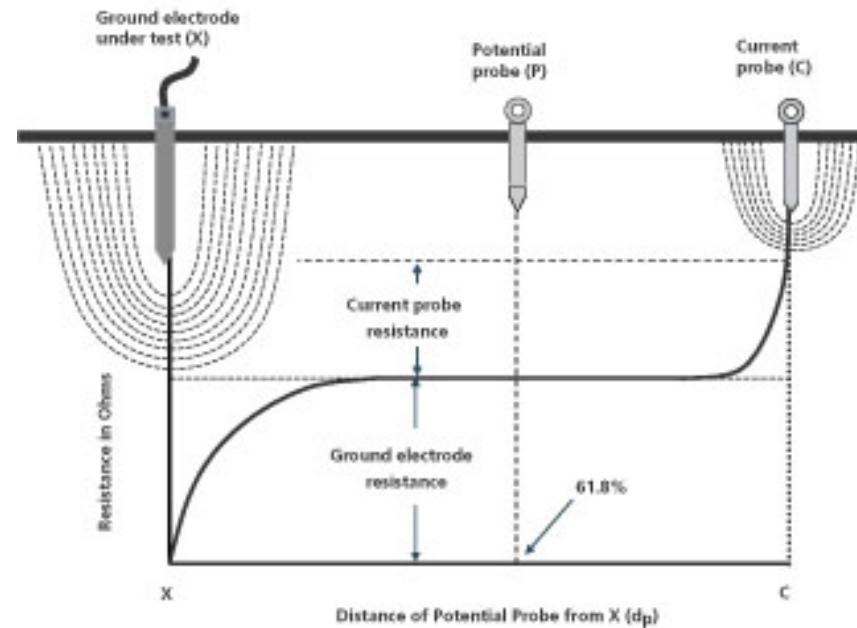


2017

BICSI Winter Conference & Exhibition

January 22-26 • Tampa, FL

Ground Rod Fall of Potential Testing & Concentric Shells of Earth



2017

BICSI Winter Conference & Exhibition

January 22-26 • Tampa, FL

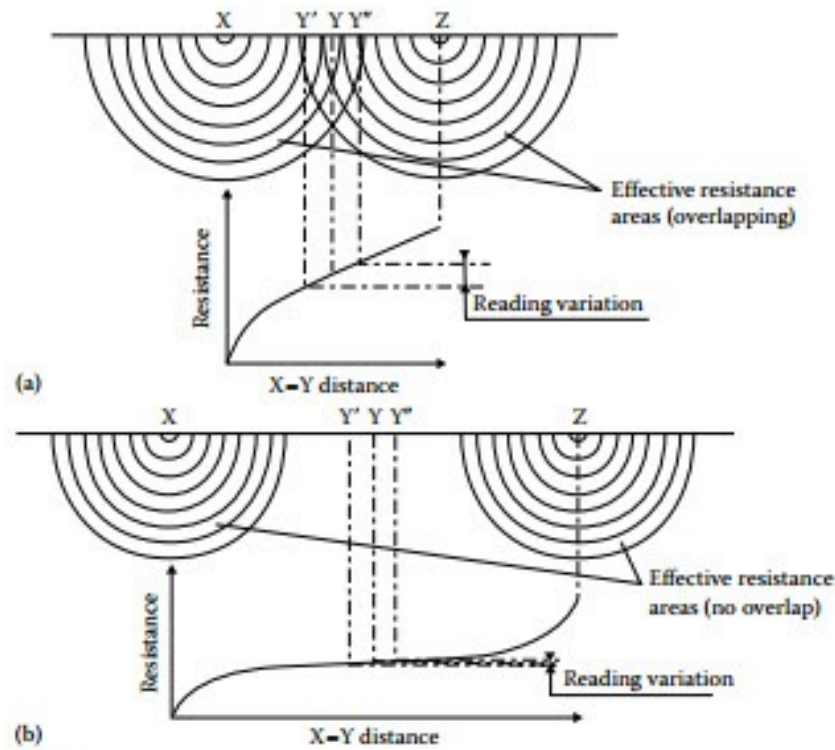


FIGURE 11.17 Effective resistance areas (cylinders of earth) (a) overlapping and (b) not overlapping.



2017

BICSI Winter Conference & Exhibition

January 22-26 • Tampa, FL

Fall-of-Potential Ground Testing

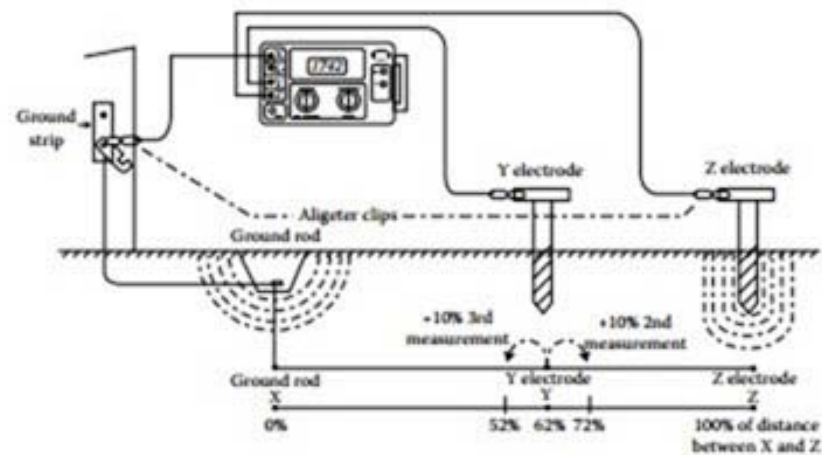


FIGURE 11.18
Fall-of-potential method showing potential rod location at 62% distance from the electrode under test.



2017
BICSI Winter Conference & Exhibition
January 22-26 • Tampa, FL

Distance in Feet to the Auxiliary Electrodes Using the 62% Method**

<u>Depth Driven</u>	<u>Distance to "Y"</u>	<u>Distance to "Z"</u>
6	45	72
8	50	80
10	55	88
12	60	96
18	71	115
20	74	120
30	86	140

** The above is for "average" conductive soil with a 5% moisture content. The distances will triple if the soil has 10% moisture content and increase 12 times if the soil has 20% moisture content.



2017

BICSI Winter Conference & Exhibition

January 22-26 • Tampa, FL

Multiple Electrode System		
Max Grid Distance	Distance to Y	Distance to Z
6 ft	78 ft	125 ft
8 ft	87 ft	140 ft
10 ft	100 ft	160 ft
12 ft	105 ft	170 ft
14 ft	118 ft	190 ft
16 ft	124 ft	200 ft
18 ft	130 ft	210 ft
20 ft	136 ft	220 ft
30 ft	161 ft	260 ft
40 ft	186 ft	300 ft
50 ft	211ft	340 ft
60 ft	230 ft	370 ft
80 ft	273 ft	440 ft
100 ft	310 ft	500 ft
120 ft	341 ft	550 ft
140 ft	372 ft	600 ft
160 ft	390 ft	630 ft
180 ft	434 ft	700 ft
200 ft	453 ft	730 ft

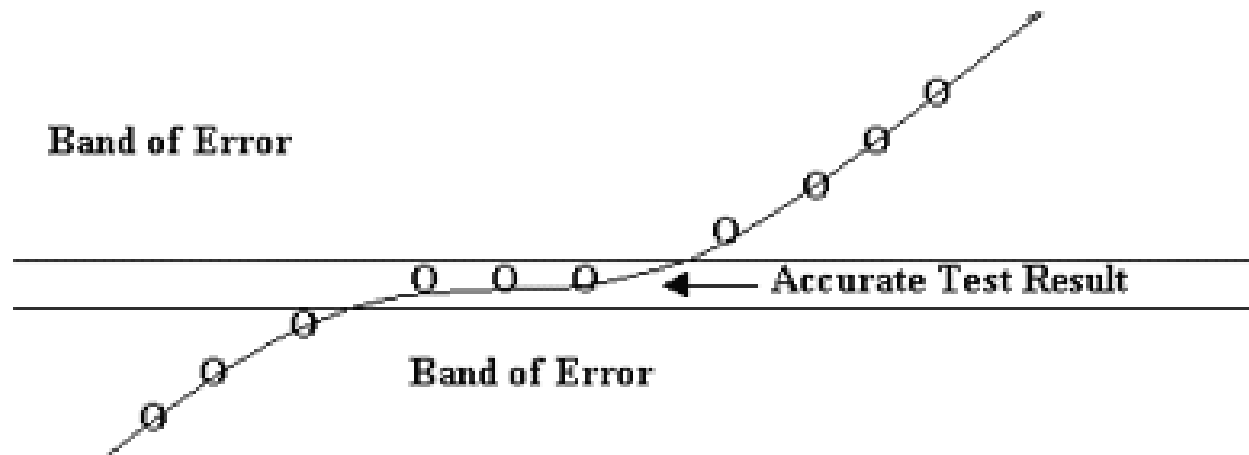


2017

BICSI Winter Conference & Exhibition

January 22-26 • Tampa, FL

Band of Error Fall-of-Potential



2017

BICSI Winter Conference & Exhibition

January 22-26 • Tampa, FL

Lowering Ground Resistance

- Add More Rods
- Deep Driven Rods
 - Threaded Couplings
 - Compression Couplings
 - Exothermic Ground Rod Splice



2017

BICSI Winter Conference & Exhibition

January 22-26 • Tampa, FL

Bentonite

- Bentonite is a Ground Improvement Material.
- Bentonite is not a Ground Enhancement Material. (There is a difference.)
- GIM is:
 - Naturally Inert.
 - Compactable & soil compacting.
 - Have low and stable resistivity.
 - Able to maintain low resistance with minimal fluctuations.
 - Does not leach with time.
 - Economically viable.



2017

BICSI Winter Conference & Exhibition

January 22-26 • Tampa, FL

Sodium Bentonite

- Sodium Bentonite has superior swelling capacity when compared to Calcium Bentonite.
- Sodium Bentonite has extremely low hydraulic conductivity to water.
- Sodium Bentonite has a “valence” of +1. (Calcium Bentonite +2)
- Sodium Bentonite can absorb up to 5-times its weight in water.
- Sodium Bentonite can swell up to 13-times its dry volume.
- Sodium Bentonite (30%) can be mixed with concrete to lower the resistance of a Ufer ground.



2017

BICSI Winter Conference & Exhibition

January 22-26 • Tampa, FL

Calcium Bentonite

- Calcium Bentonite has a lower swelling capacity when compared to Sodium Bentonite (10-20%).
- Calcium Bentonite has 15% higher hydraulic conductivity to water than Sodium Bentonite.
- Calcium Bentonite has a “valence” of +2)
- Calcium Bentonite can absorb less than 5-times its weight in water.
- Calcium Bentonite can swell up to 11-times its dry volume.
- Calcium Bentonite is superior to Sodium Bentonite in corrosive soil conditions.
- Calcium Bentonite can be mixed with concrete to lower the resistance of a Ufer ground.



2017

BICSI Winter Conference & Exhibition

January 22-26 • Tampa, FL

Augured Hole with Rod & Bentonite

- A hole is augured into the soil.
- The hole is filled with Bentonite.
- A ground rod is installed into the center of the augured hole and the conductor is exothermically welded to the rod.
- Water is added, the Bentonite swells and fills all the voids.



2017

BICSI Winter Conference & Exhibition

January 22-26 • Tampa, FL

Benefits of Bentonite

- The formation of an electrolyte when Bentonite is ionized by water & this layer around the grounding electrode serves as a pathway for dispersion of lightning charges.
- Increased current dispersion of lightning when compared to installations lacking Bentonite.
- Bentonite is the only Ground Improvement Material approved and recommended by the Copper Industry. (re: copper.org)



2017

BICSI Winter Conference & Exhibition

January 22-26 • Tampa, FL

Chemical Ground Rods

- Sustainable grounding is installation to a high standard and maintenance.
- You can use disposable technology such as chemical ground rods if you are aware of the limitations and recognize what must be done to use them.
- If you make the choice to use “chemical ground rods, ground enhancement material or any other “alternative” option.
- You must have a testing plan in place and a program to make sure what you have is working.
- Lacking that, you should not use any technology including chemical ground rods, GEM, etc.

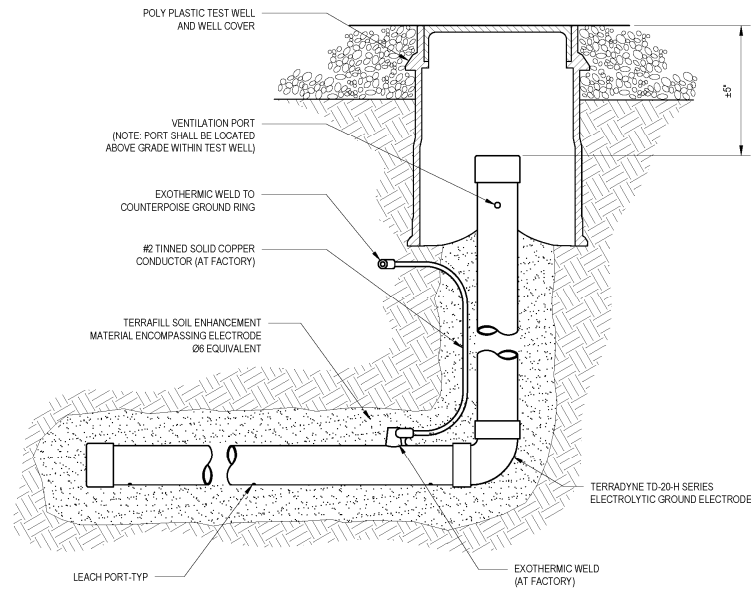


2017

BICSI Winter Conference & Exhibition

January 22-26 • Tampa, FL

Chemical Ground Rods

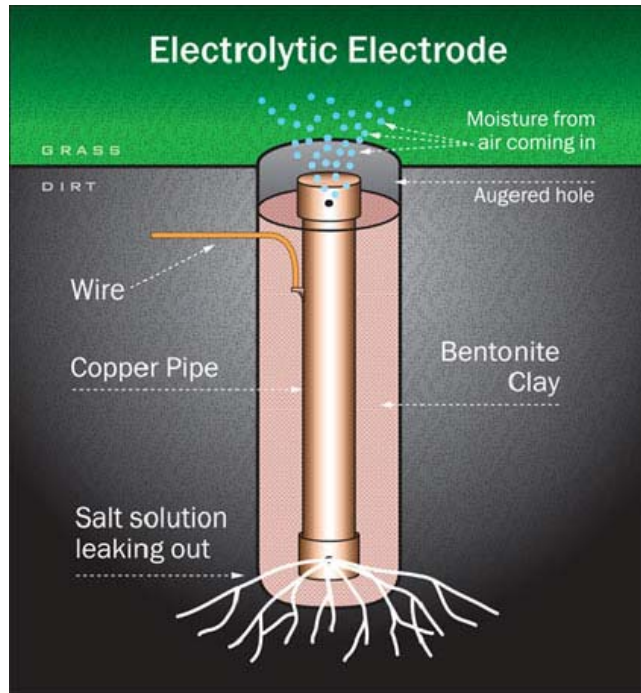


2017

BICSI Winter Conference & Exhibition

January 22-26 • Tampa, FL

A Chemical Ground Rod in Action



A copper pipe full of salt will last how long?



2017

BICSI Winter Conference & Exhibition

January 22-26 • Tampa, FL

Chemical Electrodes

Salt-filled pipe after 7 years



2017

BICSI Winter Conference & Exhibition

January 22-26 • Tampa, FL

What is a Chemical Ground Rod?

- Simple version: Salt in a Copper pipe with holes drilled into it that is installed in the earth where the moisture will cause the salt to leach into the soil.
- The truth, it is a very viable grounding solution “IF” you understand what it is, what is needed to maintain it (AKA Replace it in time).
- The bottom line is what works in one environment may or may not work in another.
- Use what is most cost effective, sustainable and reasonable in cost for your application.



2017

BICSI Winter Conference & Exhibition

January 22-26 • Tampa, FL

Ground Enhancement Material

- GEM is marketed as the best way to lower the resistance in difficult grounding conditions.
- GEM is a by-product of a manufacturing process, may not be subject to a quality control process or procedure that would insure it is not corrosive.
- If you wish to ignore the issue with corrosion, just use the “cheap version” of GEM, Rock Salt or fertilizer of some type.
- Carbon “enhanced” or based products are know to be corrosive and not recommended.



2017

BICSI Winter Conference & Exhibition

January 22-26 • Tampa, FL

Grounding & Bonding for Lightning

- Lightning strikes most often occur to outside wiring.
- Grounding & bonding the electrical system will assist the flow of lightning into the earth.
- The electrical system is a calibrated spark gap.
- Over voltages will arc to a lower potential.
- If the lower potential is capable of handling the current that will develop you divert what would otherwise be trouble.
- Low resistance & impedance ground paths facilitate that to happen.... Doubt that statement? See the next slide.



2017

BICSI Winter Conference & Exhibition

January 22-26 • Tampa, FL

SunCoast Federal Credit Union



2017

BICSI Winter Conference & Exhibition

January 22-26 • Tampa, FL

Data Center Inside



2017

BICSI Winter Conference & Exhibition

January 22-26 • Tampa, FL

Lightning Hit Service Drop




2017

BICSI Winter Conference & Exhibition

January 22-26 • Tampa, FL

SunCoast Credit Union's Data Center 480Y/400-Amp Meter Base Disconnect



2017

BICSI Winter Conference & Exhibition

January 22-26 • Tampa, FL

Lightning vs. The Meter Base

- The meter base took the brunt of the lightning damage.
- The meter base housing was “bonded” to the ground system.
- The impedance of the path to the switchgear higher than the path to the ground rod system.
- Nothing inside the data center was damaged.
- The ground resistance of the service: 4.3 Ohms (Fall-of-Potential) tested.



2017

BICSI Winter Conference & Exhibition

January 22-26 • Tampa, FL

Lightning vs. The Meter Base

- The most robust was a SPD was rated at 120 kA per mode.
- The lightning energy imposed on the electrical service went to earth ground on the conductor that bonded the meter base and other metal cases of the electrical system to the ground rod system.
- The only damage was to the “outside” elements of the electrical service. (Meter base, gutter work, pole, transformer, utility wires, etc.)



2017

BICSI Winter Conference & Exhibition

January 22-26 • Tampa, FL

7 Levels of SPD's



2017

BICSI Winter Conference & Exhibition

January 22-26 • Tampa, FL

Bonding to the Highest Level!

- Bonding should be designed and installed to a level that will provide a very low impedance path to the facilities electrical system earth ground.
- Bonding must be robust, use stranded cables and have a “flow” to the earth ground.
- Bonding must not have hard bends.
- Bonding must be installed with the capability to channel the flow of lightning energy to earth ground with no equipment damage.
- Bonding must be logical.... It is not just a green wire connected to something. NO cross contamination.



2017

BICSI Winter Conference & Exhibition

January 22-26 • Tampa, FL

Bonding Installation

- Electrical service entrance ground bonds should be to a common bonding bar that is both robust and provides a low impedance path to earth ground.
- All bonds should be exothermic welds or double lugs and made using conductive grease and robust hardware. (lock washers, double nuts, etc.)
- This bonding bar should be the common point of all bonds: Neutral, plumbing, water, gas pipe, lighting protection, Ufer, building steel, all metallic elements of the electrical panels, conduit, etc.



2017

BICSI Winter Conference & Exhibition

January 22-26 • Tampa, FL

Bonding Installation

- Allow for the flow of lightning energy imposed on any and all elements of the electrical system.
- Bonding must be “serviced”, verified, checked, etc.



2017

BICSI Winter Conference & Exhibition

January 22-26 • Tampa, FL

Improve Bonding Installations

- Bring footer rebar out of the footer in an 18" radius bend to 1' above the floor adjacent to the service entrance.
- A minimum of two 20' sections of rebar should be 1' apart. (more is better)
- The Ufer bonds to be exothermic welds with 4/0 bare copper.
- Connect the 4/0 copper bonding bar with high compression double lugs (or exothermic welds).



2017

BICSI Winter Conference & Exhibition

January 22-26 • Tampa, FL

Improve Bonding Installations

- Connect the X/O bond to the bonding bar.
- Connect all outside services (CATV & Telecom) bonds with home runs to the bonding bar.
- Bond: plumbing, water, gas pipe, lighting protection, building steel, standpipe(s) or fire sprinkler piping, static bonds (computer room), etc. to this bonding bar.
- Make all bonds to flow to the earth; ground rod system (plate, mesh, etc.) and the Ufer bond. (Flow to earth is down & out)



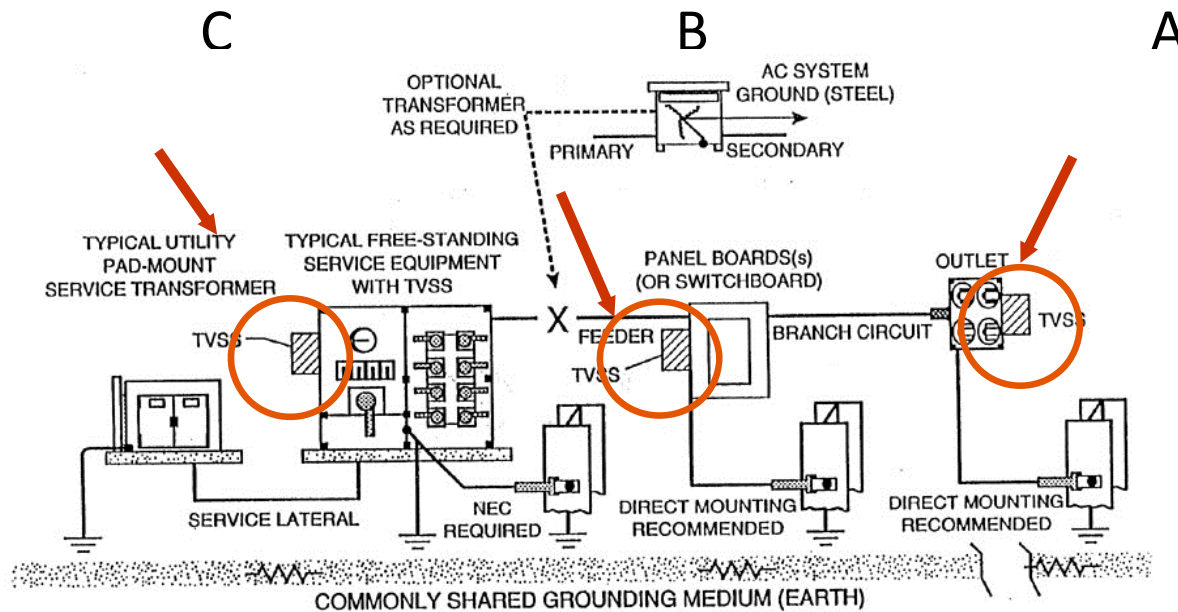
2017

BICSI Winter Conference & Exhibition

January 22-26 • Tampa, FL

SPD (TVSS) Placement

Use Surge Suppressors in a "system" approach.



2017

BICSI Winter Conference & Exhibition

January 22-26 • Tampa, FL

Ground Bonding

The next series of slides will give you answers to some of the questions you have on the why some of your equipment may have been damaged by lightning.




2017

BICSI Winter Conference & Exhibition

January 22-26 • Tampa, FL

What is Wrong in the Photo?




2017

BICSI Winter Conference & Exhibition

January 22-26 • Tampa, FL


What is Wrong in this Picture?



2017

BICSI Winter Conference & Exhibition

January 22-26 • Tampa, FL



2017

BICSI Winter Conference & Exhibition

January 22-26 • Tampa, FL

Can you find more?

- Ground loops between devices.
 - Coax ground bonds.... 11 are missing.
 - Sweep bends are missing.
 - Most wire is solid, not stranded.
 - Single lug bonds, no surface area.
 - Telecom & coax bonds are mixed.
 - Grounding and no conductive grease.
 - Daisy chain method of ground bonding.
 - How many wires don't go to the ground bonding bar???
 - Ground bonds to not "flow" to the grounding system...change directions.
 - No labels to know which ground bonding wire goes to what.
 - Critical equipment ground bonds mixed with coax and Telcom bonds.
- (The above is a formula for lightning to damage equipment!!!!)**



2017

BICSI Winter Conference & Exhibition

January 22-26 • Tampa, FL

Remember the two types of “Grounding”

- **System Grounding**
- **Equipment grounding (bonding)**



2017

BICSI Winter Conference & Exhibition

January 22-26 • Tampa, FL

Causes of PQ Problems

INTERNAL:

- Poor electrical system design and layout
- Lack of or inadequate electrical system maintenance
- Shared mixed load distribution panels
- Too many outlets per circuit
- Mixed load use on circuits
- Inadequate and shared neutrals
- Poor, inadequate and shared grounding
- Intermittent connections
- Standard equipment and wiring



2017

BICSI Winter Conference & Exhibition

January 22-26 • Tampa, FL

Transformers

- NEC requires transformers ground bonds be made to building steel and pipe systems.
- NEC requires the steel or pipe system be continuous and contiguous.
- Networked systems ground reference will be to the same “pipe” or “steel”.
- The only exception is when the ground bonding path is not continuous and contiguous.



2017

BICSI Winter Conference & Exhibition

January 22-26 • Tampa, FL

Lightning Protection Systems

- The codes and standards for lightning protection systems allow building steel to be used as the “down conductor”.
- Simply put the steel framework of a building becomes the conductor for lightning.
- What happens to the metal conduit that is in contact with the building steel?
- What impact will this have on your systems?



2017

BICSI Winter Conference & Exhibition

January 22-26 • Tampa, FL

Improper Bonding

- The buildings metal studs are a ground reference path for the metal equipment cabinet of the system to attach to them.
- The case ground wire connects the control board to the ground reference of the metal studs.
- The electrical ground and the metal studs become a ground loop.
- Lightning strikes the building or nearby the building and electrical energy flows between the grounds.
- ZAAAAAP! System(s) down!



2017

BICSI Winter Conference & Exhibition

January 22-26 • Tampa, FL

How Will IG Circuits Help?

- Case ground is also the ground reference of your installed systems.
- In addition to protecting the wire conduit is also a shield from EMI & RFI.
- Building steel, conduit and all other metal objects in a facility can become charged and become a current path during a lightning strike.
- IG ground along with the phase and neutral conductors are protected from this induced energy by the conduit, gutter work and metal housing of the electrical system. The case ground wire is not bonded to the IG wire except at the X/O (neutral / ground) bonding point.

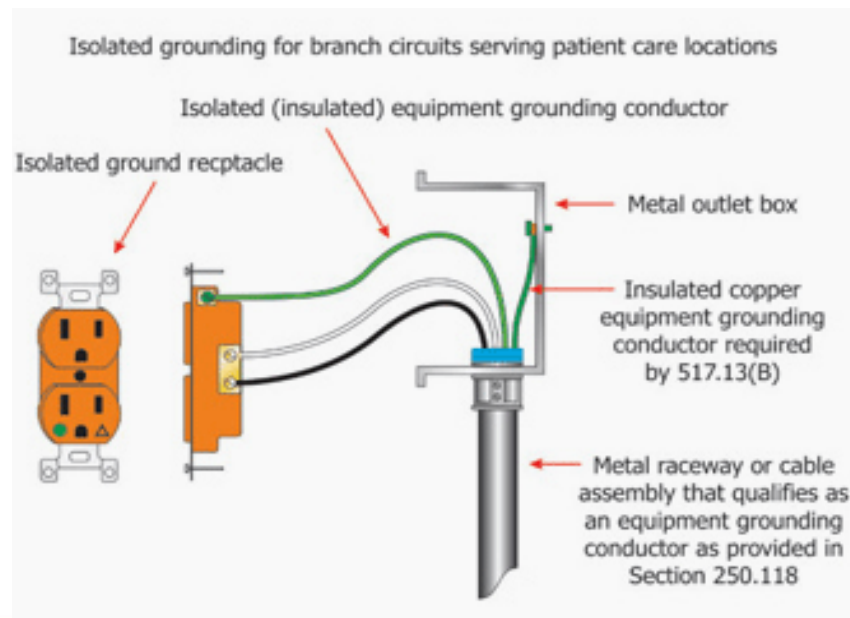


2017

BICSI Winter Conference & Exhibition

January 22-26 • Tampa, FL

- As permitted by **NEC 250.146(D)** and **NEC 408.40** Exception, consider installing an isolated grounding system to provide a clean signal reference for the proper operation of sensitive electronic equipment.




2017

BICSI Winter Conference & Exhibition

January 22-26 • Tampa, FL

Surge Protection Devices (SPD)

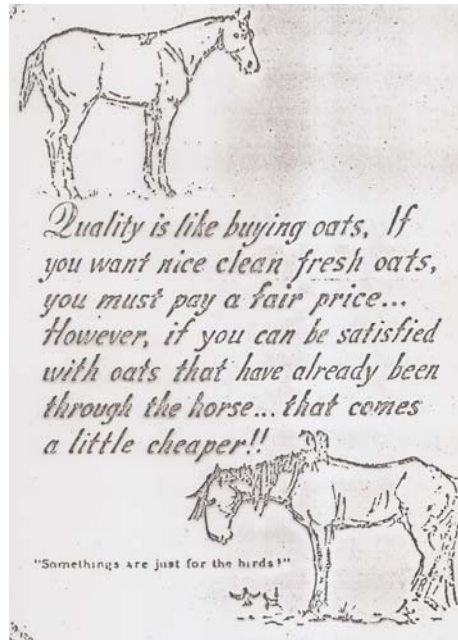


2017

BICSI Winter Conference & Exhibition

January 22-26 • Tampa, FL

Quality = Performance



2017

BICSI Winter Conference & Exhibition

January 22-26 • Tampa, FL

AC Power Surge Protection Devices

- SPD are classified by UL based upon how they are installed and their installation.
- Type “1” – Hardwired ahead of the main means of disconnect.
- Type “2” – Hardwired after the main means of disconnect.
- Type “3” – Cord connected or direct plug in devices.
- Type “4” – Component Assemblies – One or more components that are listed as part of Type 5.
- Type “5” – Individual components such as MOVs.



2017

BICSI Winter Conference & Exhibition

January 22-26 • Tampa, FL

What to Use Where

- Service Entrance – 100kA to 300kA.
- Primary Distribution – 100kA to 200kA.
- Distribution “outside loads” – 100kA to 200kA.
- Distribution panels – 50kA to 100kA.
- Sub Panels – 40kA to 50kA.
- Outside Loads – 40kA to 50kA series device.
- Critical Loads – 50kA series device.
- Point of use – Cord connected 10-20kA.



2017

BICSI Winter Conference & Exhibition

January 22-26 • Tampa, FL

Rating SPD – What is Important

- NEMA LS-1 1992 Testing.
- Rated kA per mode rather than by phase.
- SPD Noise Filters are rated in dB.
- SPD manufacturer reputation for SPD.
- Expert application support.
- SPD manufacturers field support.
- SPD manufacturers warranty policy.



2017

BICSI Winter Conference & Exhibition

January 22-26 • Tampa, FL

The SPD Layered or System Installation

- Ahead of the main means of disconnect.
- Automatic transfer switch both line & load.
- To protect the main
- To protect all distribution panels.
- To protect critical circuits.
- To protect circuits that exit the facility.
- To protect elevators.
- To protect point of use devices.



2017

BICSI Winter Conference & Exhibition

January 22-26 • Tampa, FL

Installing Hardwired SPD What is Important

- Location of the SPD.
- Position of the SPD.
- Wire length between the SPD & connection.
- Wire type, stranded vs. solid wire.
- Wire installation – no sharp bends.
- Conductor twisting - lower wire impedance.
- Breaker or fuse ratings.
- Proper torque for all connections.
- Connections - *NO WIRE NUTS!!*
- Written inspection, testing and maintenance program.



2017

BICSI Winter Conference & Exhibition

January 22-26 • Tampa, FL

General Wiring Practice

Surge Suppressors should be connected to a full size grounding conductor



2017

BICSI Winter Conference & Exhibition

January 22-26 • Tampa, FL

Minimal Wire Length is Critical as is Proper Connection



2017

BICSI Winter Conference & Exhibition

January 22-26 • Tampa, FL

But NOT a Local Ground Rod!



2017

BICSI Winter Conference & Exhibition

January 22-26 • Tampa, FL

Wire Length is DELAY!



2017

BICSI Winter Conference & Exhibition

January 22-26 • Tampa, FL

Code Violation & More!




2017

BICSI Winter Conference & Exhibition

January 22-26 • Tampa, FL

Only One Ground Reference

- Systems must only have one ground reference.
- NO passive grounds.
- You have to love the “out” marked on the can. It should say “incoming!!!!”
- Allow me to explain.



2017

BICSI Winter Conference & Exhibition

January 22-26 • Tampa, FL

MOV Based SPD

- SPD “must” have a ground to be UL Listed.
- That is true of all “low voltage SPD”
- Low voltage defined as listed to UL-497.
- Some UL listed AC Power SPD do not have a ground connection. They are “Type 1” as their “drain” is neutral.... And there is no ground involved....Yes, Neutral is utility ground.
- Sorry, don’t intend to confuse you.



2017

BICSI Winter Conference & Exhibition

January 22-26 • Tampa, FL

MOV




2017

BICSI Winter Conference & Exhibition

January 22-26 • Tampa, FL

A Failed MOV



2017

BICSI Winter Conference & Exhibition

January 22-26 • Tampa, FL

MOVs

- MOVs are bi-directional components.
- So if one is on a line (AC Power, System, etc.)
it will be connected to another “reference”.
- That reference could be neutral, ground, another line, etc.
- Simply put: A surge can come from any of those connections!!!! (Bi-directional)



2017

BICSI Winter Conference & Exhibition

January 22-26 • Tampa, FL

SPD Inspection & Testing

- Most SPD lights only mean you have power.
- Industry people call SPD lights, “idiot lights”.
- Some SPD lights are diagnostic.
- Ask the company how their lights know there is a change in the status of the SPD.



2017

BICSI Winter Conference & Exhibition

January 22-26 • Tampa, FL

SPD Testing



2017

BICSI Winter Conference & Exhibition

January 22-26 • Tampa, FL

AC Power SPD & Facility Protection

- Proper “facility” protection is much more than the installation AC power SPD.
- Coordinate with other service providers: CATV, Telecom, etc.
- Be sure they have connected properly to the ground bonding system.
- Be sure they have also protected their services.



2017

BICSI Winter Conference & Exhibition

January 22-26 • Tampa, FL

AC Power Source

Is the electrical system serviced annually?

Is the power source stable enough for proper equipment operation?

Is a power backup system needed?

Any disruptive circuits on your power panel?

Any outside circuits powered by your panel?

Is the panel surge protected properly?

Are the upstream panels surge protected?



2017

BICSI Winter Conference & Exhibition

January 22-26 • Tampa, FL

Low Voltage SPD Installations

- All low voltage SPD should have a common ground reference or they must be isolated from any ground reference.
- Wire length as well as impedance issues make a “common or single ground reference, difficult at best.
- The option is low voltage SPD that does not require a ground reference.
- That option will not be MOV based.



2017

BICSI Winter Conference & Exhibition

January 22-26 • Tampa, FL

Access – Video – Fire – Security - Environmental

- To the customer, all are critical systems.
- All should have the highest level of protection possible.
- Protection starts with a proper installation.
- The installation should be flexible, as technology changes so should the system.
- Technology must be proper & sustainable for the application and installation.
- The system must be installed so it can be serviced.



2017

BICSI Winter Conference & Exhibition

January 22-26 • Tampa, FL

Systems Installations

- Installation Conditions
- System Power Options
- System Installation Options.
- System Communication Options.
- Connections to communication utilities.
- Inter system connections.



2017

BICSI Winter Conference & Exhibition

January 22-26 • Tampa, FL

Installation Conditions

- Geographic Considerations.
- Building Construction.
- System Topology.
- Power distribution system configuration.
- Control cabinet or equipment location.
- Interface considerations.
- Customer specific requirements.



2017

BICSI Winter Conference & Exhibition

January 22-26 • Tampa, FL

System Installation Options

- Geographic conditions should be considered when connectivity of devices within a system is determined.
- Distance of the connection must be considered.
- Device location (inside or outside) the facility will impact the connectivity option considerations.
- System expansion plans will impact the initial system installation.



2017

BICSI Winter Conference & Exhibition

January 22-26 • Tampa, FL

System Power Options

- AC Power Source, should be a dedicated, isolated ground circuit from a clean power panel if a 120VAC system.
- What do you do if it is not?
- Is a back up power source required or needed.
- Is there a generator involved.
- Is the system smart and does it communicate?
- Is the system network based.



2017

BICSI Winter Conference & Exhibition

January 22-26 • Tampa, FL

System Topology - Communication

- System component or device communications.
- Inter system communications.
- Connections to the outside world.
- Shielded vs. Unshielded wire.
- RF Communications.
- Fiber Optics.
- Cellular
- Phone lines



2017

BICSI Winter Conference & Exhibition

January 22-26 • Tampa, FL

Connection to Communication Utilities

- Phone lines, what you need to know to avoid the worst possible problems they can cause.
- Cellular Communications, good, bad and ugly.
- RF to a central station. Is the option available locally. What is involved.
- Networked devices, options and considerations.
- WiFi – the good, the bad & the ugly.



2017

BICSI Winter Conference & Exhibition

January 22-26 • Tampa, FL

Inter System Connections

- Integration is the watchword in the security industry.
- Network applications continue to be introduced and in the long term it will be how security is controlled. It will also be the notification method of choice once the “flaws” are worked out.
- The term you need to be aware of is “the bleeding” edge of technology



2017

BICSI Winter Conference & Exhibition

January 22-26 • Tampa, FL

Access Control

- Controllers & Dialers
- Keypads & card readers
- Driveway loops
- Gate motors.
- Telecom Lines



2017

BICSI Winter Conference & Exhibition

January 22-26 • Tampa, FL

Challenges in Access Control

- Devices are installed on the perimeter and outside of facilities.
- RFID systems are high cost and require significant facility and equipment modifications.
- Long wire runs are very often the norm.
- Standards are lacking and most have little or no line security.
- Networked systems will soon be the norm.
- Networked systems have security issues.



2017

BICSI Winter Conference & Exhibition

January 22-26 • Tampa, FL

Access Control - Check List

- Single power source. (AKA, single ground)
- Shielded wire for all system wiring.
- Device isolation (mag lock / metal door frame)
- Encrypted “RF” where wires should not go.
- Local power = RF, Fiber or WiFi.



2017

BICSI Winter Conference & Exhibition

January 22-26 • Tampa, FL

Fire & Security Alarms

- Plan the layout – consider wire run options.
- Networks are nice, however long wire runs increase exposure to lightning damage.
- Avoid problems – use shielded wire.
- Understand how to bond the shield.
- Avoid ground loops – know your connection.
- Isolate if you are not 100% sure.
- Select the right technology.



2017

BICSI Winter Conference & Exhibition

January 22-26 • Tampa, FL

Video Security Systems

- Stand Alone Systems
- Networked Systems
- RF Systems
- WiFi Systems
- Hybrid Systems
- Camera Options
- Connectivity Options



2017

BICSI Winter Conference & Exhibition

January 22-26 • Tampa, FL

Camera Options

- Coax
- Twisted Pair Video
- POE Mode A
- POE Mode B
- Fiber Optics
- RF Transmission
- WiFi



2017

BICSI Winter Conference & Exhibition

January 22-26 • Tampa, FL

Coax Systems

- With RG-59U - 800 feet coax limit.
- With RG-6U - 1,100 feet coax limit.
- With RG-11U – 1,600 feet coax limit.



2017

BICSI Winter Conference & Exhibition

January 22-26 • Tampa, FL

Twisted Pair Video

- Passive systems to about 1000 feet.
- Combination to about 1500 feet.
- Active systems to about 3000 feet.
- The low cost option if “wired” is required.
- The key is the UTP baluns.
- Shielded wire used for TPV must have low parasitic capacitance, below 20pF per foot.



2017

BICSI Winter Conference & Exhibition

January 22-26 • Tampa, FL

POE Mode A & Mode B

Pins at switch	T568A color	T568B color	10/100 mode B, DC on spares	10/100 mode A, mixed DC & data	1000 (1 gigabit) mode B, DC & bi-data	1000 (1 gigabit) mode A, DC & bi-data		
Pin 1	White/green stripe	White/orange stripe	Rx +	Rx +	DC +	TxRx A +	TxRx A +	DC +
Pin 2	Green solid	Orange solid	Rx -	Rx -	DC +	TxRx A -	TxRx A -	DC +
Pin 3	White/orange stripe	White/green stripe	Tx +	Tx +	DC -	TxRx B +	TxRx B +	DC -
Pin 4	Blue solid	Blue solid		DC +	Unused	TxRx C +	DC +	TxRx C +
Pin 5	White/blue stripe	White/blue stripe		DC +	Unused	TxRx C -	DC +	TxRx C -
Pin 6	Orange solid	Green solid	Tx -	Tx -	DC -	TxRx B -	TxRx B -	DC -
Pin 7	White/brown stripe	White/brown stripe		DC -	Unused	TxRx D +	DC -	TxRx D +
Pin 8	Brown solid	Brown solid		DC -	Unused	TxRx D -	DC -	TxRx D -



2017

BICSI Winter Conference & Exhibition

January 22-26 • Tampa, FL

POE Mode A & B

- POE & lightning prone environments.
- Cable limitations.
- Shielded cable.
- How to connect shielded cable.
- Powered splitters.
- Wireless access points.
- Wired Limits – with passive baluns 3,000 feet.
- Wired Limits – with active baluns 8,000 feet.



2017

BICSI Winter Conference & Exhibition

January 22-26 • Tampa, FL

Fiber Optics

Down side:

- Not always cost effective.

Upside

- Very secure, frequency & type of signal
- Multiplexing
- High Resolution
- Distance is not an issue.



2017

BICSI Winter Conference & Exhibition

January 22-26 • Tampa, FL

RF Transmission

- Low cost compared to wired systems
- Significant distances, 3 miles or more
- 2.5GHz can transmit up to 40 miles
- High data transfer rates 150Mbps+
- Security issues, jamming.
- System limitations.



2017

BICSI Winter Conference & Exhibition

January 22-26 • Tampa, FL

WiFi

- Advantages: low cost, simple installation & mobility.
- Primary disadvantage: low security.
- Unsecured unless encryption devices added.
- Secured systems are still a hackers dream.
- Interference issues.
- Slower speeds / resolution issues.



2017

BICSI Winter Conference & Exhibition

January 22-26 • Tampa, FL

Environmental Systems

- Environmental controls have the same issues as security systems.
- Environmental systems can be connected to other systems and networked.
- All connections to your system can be problematic. (the why)
- Before you connect know your options.
- If the connection will be problematic consider some “non” wired connection.



2017

BICSI Winter Conference & Exhibition

January 22-26 • Tampa, FL

We Took a Hit, Now What?

- When you are ask to respond to a customer that has (they think) been struck by lightning or has suffered lightning damage what do you say or do?
- What do you do when you arrive?
- What questions do you ask?
- What do you look for?
- How best to find the “smoking gun”.



2017

BICSI Winter Conference & Exhibition

January 22-26 • Tampa, FL

The First Steps After a “HIT”

- Talk to the client and ask questions.
 - Why do they think they were “hit”?
 - In their words what happened?
 - Was equipment lost or damaged?
 - Make a list of everything that was impacted.
 - Now compare that to the electrical distribution system.
 - Find out where in the electrical system was the majority of the damage or impact of the event.



2017

BICSI Winter Conference & Exhibition

January 22-26 • Tampa, FL

The First Steps After a “HIT”

- Test the grounding!
- Inspect the lightning protection system (if installed).
- Inspect every SPD installed.
- Gather information and then call an expert in lightning damage mitigation.



2017

BICSI Winter Conference & Exhibition

January 22-26 • Tampa, FL

Another Break

After the break, David Brender of
Copper Development Association Inc.



2017

• Source: Dranetz Field Handbook

BICSI Winter Conference & Exhibition

January 22-26 • Tampa, FL

Part 3

David Brender
Copper Development Association Inc.



2017

BICSI Winter Conference & Exhibition

January 22-26 • Tampa, FL

• Source: Dranetz Field Handbook

General Guidelines

Circuitry

Voltage Drop

Full Size Conductors

General Principals



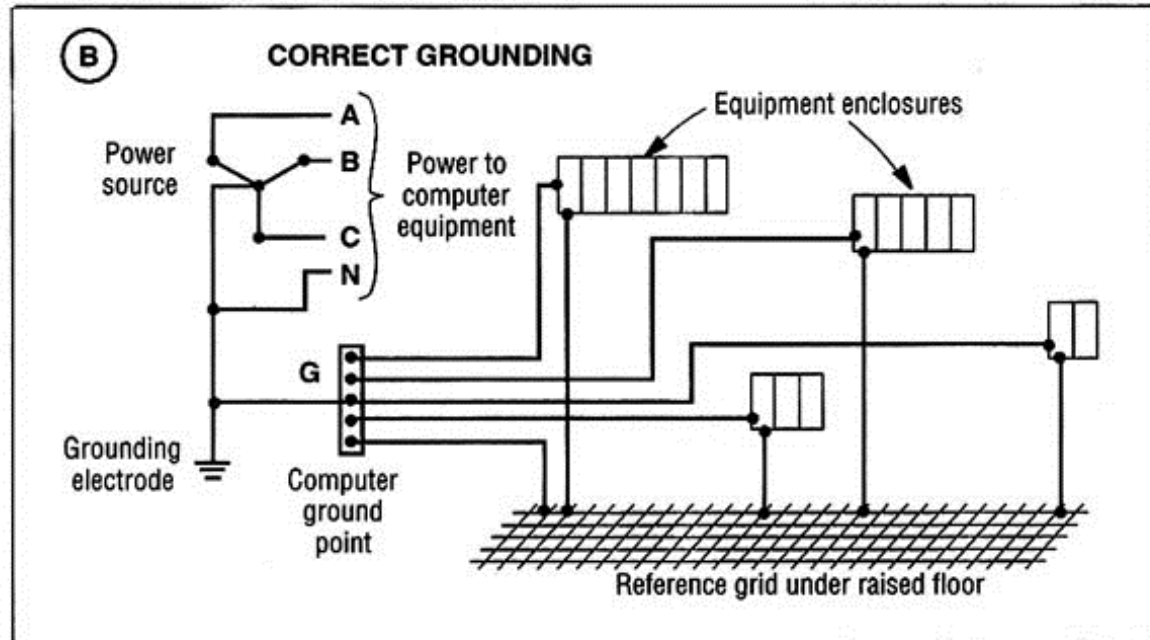
2017

BICSI Winter Conference & Exhibition

January 22-26 • Tampa, FL

• Source: Dranetz Field Handbook

Example of “Star” Grounding



Source: EC&M Guide to Quality Power

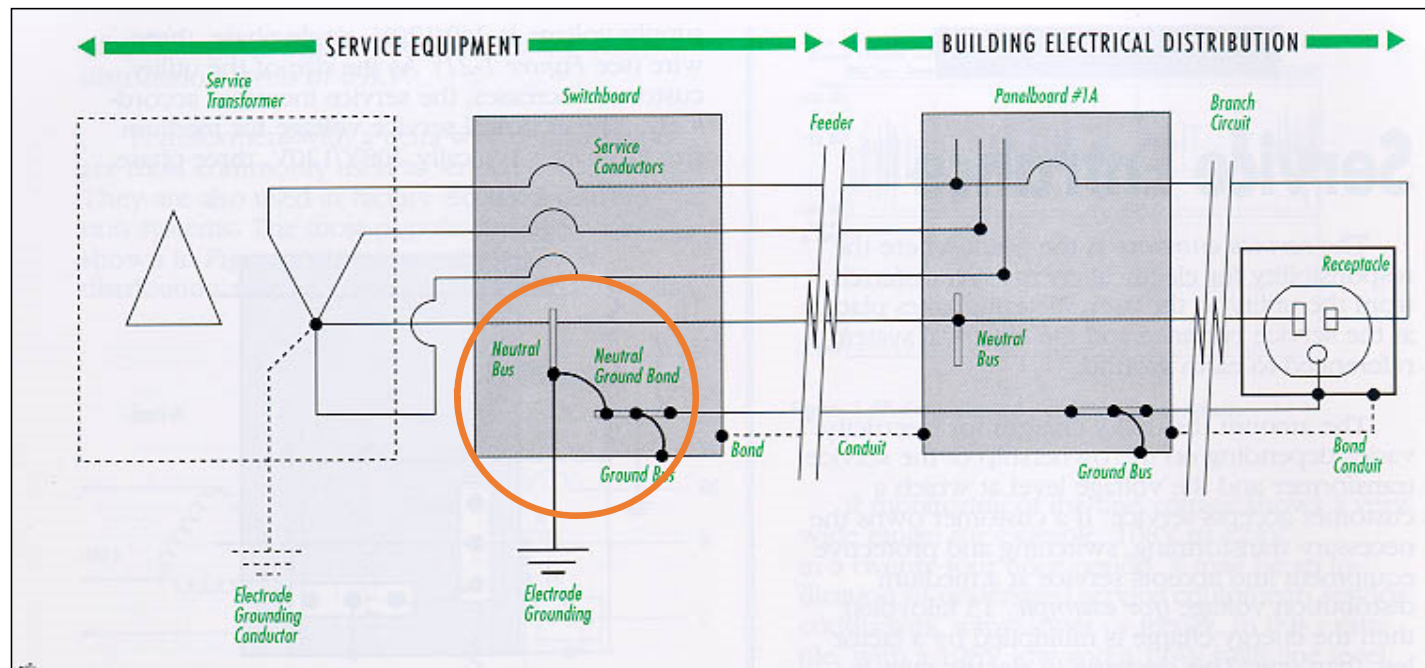


2017

BICSI Winter Conference & Exhibition

January 22-26 • Tampa, FL

Only N-G Bond is at Service (or separately-derived system)



• Source: Dranetz Field Handbook



2017

BICSI Winter Conference & Exhibition

January 22-26 • Tampa, FL

Series Installed Surge Suppressors for critical circuits!



2017

BICSI Winter Conference & Exhibition

January 22-26 • Tampa, FL

Avoid Conduit as a Ground Path

Can you imagine a
joint every 10 feet?

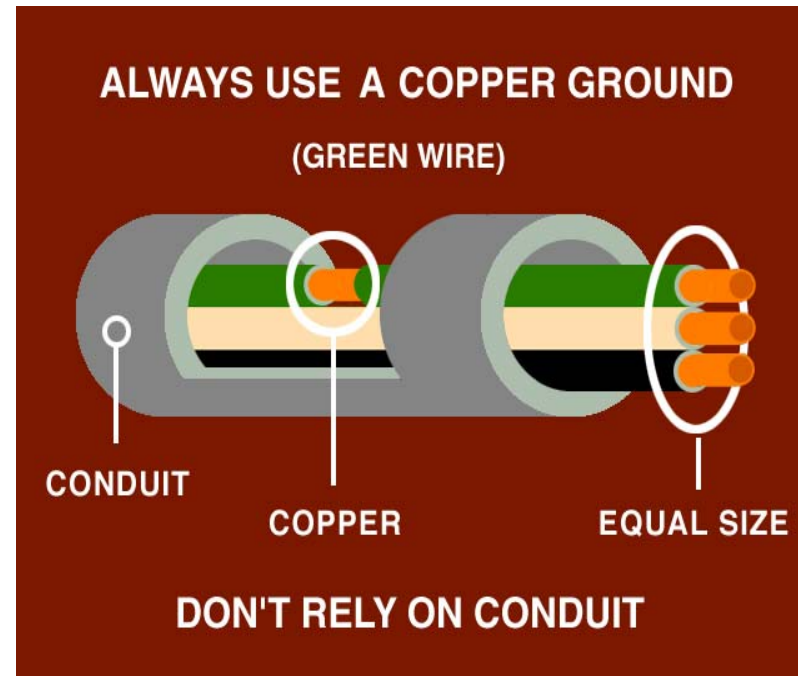


2017

BICSI Winter Conference & Exhibition

January 22-26 • Tampa, FL

Full Size Equipment Grounding




2017

BICSI Winter Conference & Exhibition

January 22-26 • Tampa, FL

Will That Conductor “Fuse”?



2017

BICSI Winter Conference & Exhibition

January 22-26 • Tampa, FL

General Wiring Practice

- **Sensitive loads should be separated:**
 - **Separate branch circuits**
 - **Separate panelboards**
 - **Separate feeders**
 - **Separate transformers**

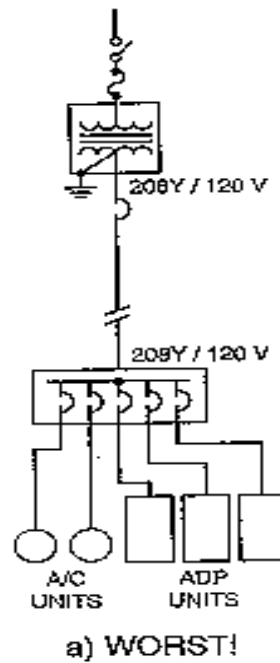


2017

BICSI Winter Conference & Exhibition

January 22-26 • Tampa, FL

Typical Wiring Method



source: IEEE
Emerald Book

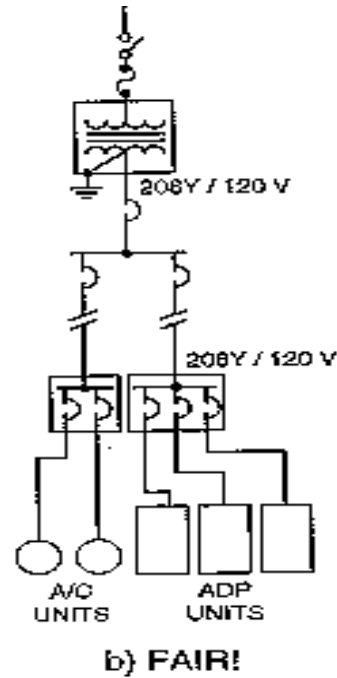


2017

BICSI Winter Conference & Exhibition

January 22-26 • Tampa, FL

Slightly Better Wiring Method



source: IEEE
Emerald Book

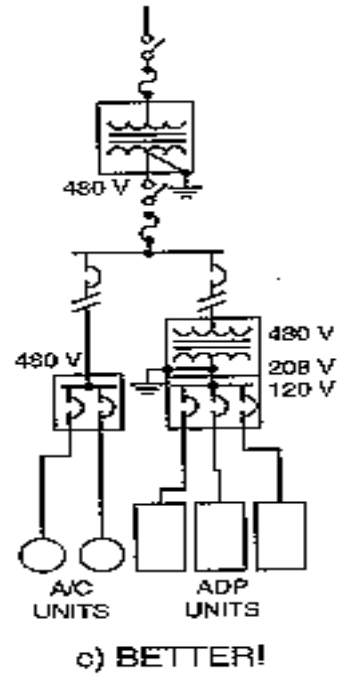


2017

BICSI Winter Conference & Exhibition

January 22-26 • Tampa, FL

Much Better Wiring Method



source: IEEE
Emerald Book

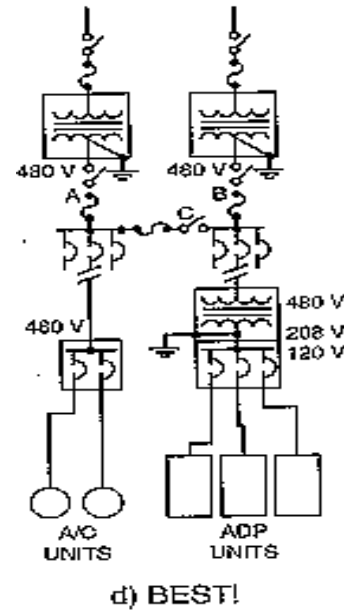


2017

BICSI Winter Conference & Exhibition

January 22-26 • Tampa, FL

Optimal Wiring Method



source: IEEE
Emerald Book



2017

BICSI Winter Conference & Exhibition

January 22-26 • Tampa, FL

Limit Voltage Drop

- Code alludes to a 5% combined limit (feeder plus branch)
- If utility is allowed a 4% swing, plus 5% on the circuit, already up to 9%
- 3% or less recommended



2017

BICSI Winter Conference & Exhibition

January 22-26 • Tampa, FL

How to Limit Voltage Drop

- Limit the number of outlets per circuit
- 3-6 max. per 20 amp. branch circuit
- Prevent interaction among loads
- Exceed minimum size for conductors
 - Use #10 where #12 will do
 - MIT never exceeds 6 outlets
- Side benefit, voltage drop = wasted energy




2017

BICSI Winter Conference & Exhibition

January 22-26 • Tampa, FL

General Wiring Practice

- Use Surge Suppressors, connected to a full size grounding conductor
 - - at the service
 - - at the panelboard
 - - at the load



2017

BICSI Winter Conference & Exhibition

January 22-26 • Tampa, FL

General Wiring Practice

Surge Suppressors:

**Must be well-grounded
to work**



2017

BICSI Winter Conference & Exhibition

January 22-26 • Tampa, FL

General Wiring Practice

Surge Suppressors Should Have:

- All-mode protection: ϕ - ϕ , ϕ -G, ϕ -N, N-G
- Listed to UL 1449, Version 3
- High Joule (W•Sec) rating
- Have filtering, fuses, indication
- Must be well-grounded to work



2017

BICSI Winter Conference & Exhibition

January 22-26 • Tampa, FL

Caveat

MOV's can degrade with use!

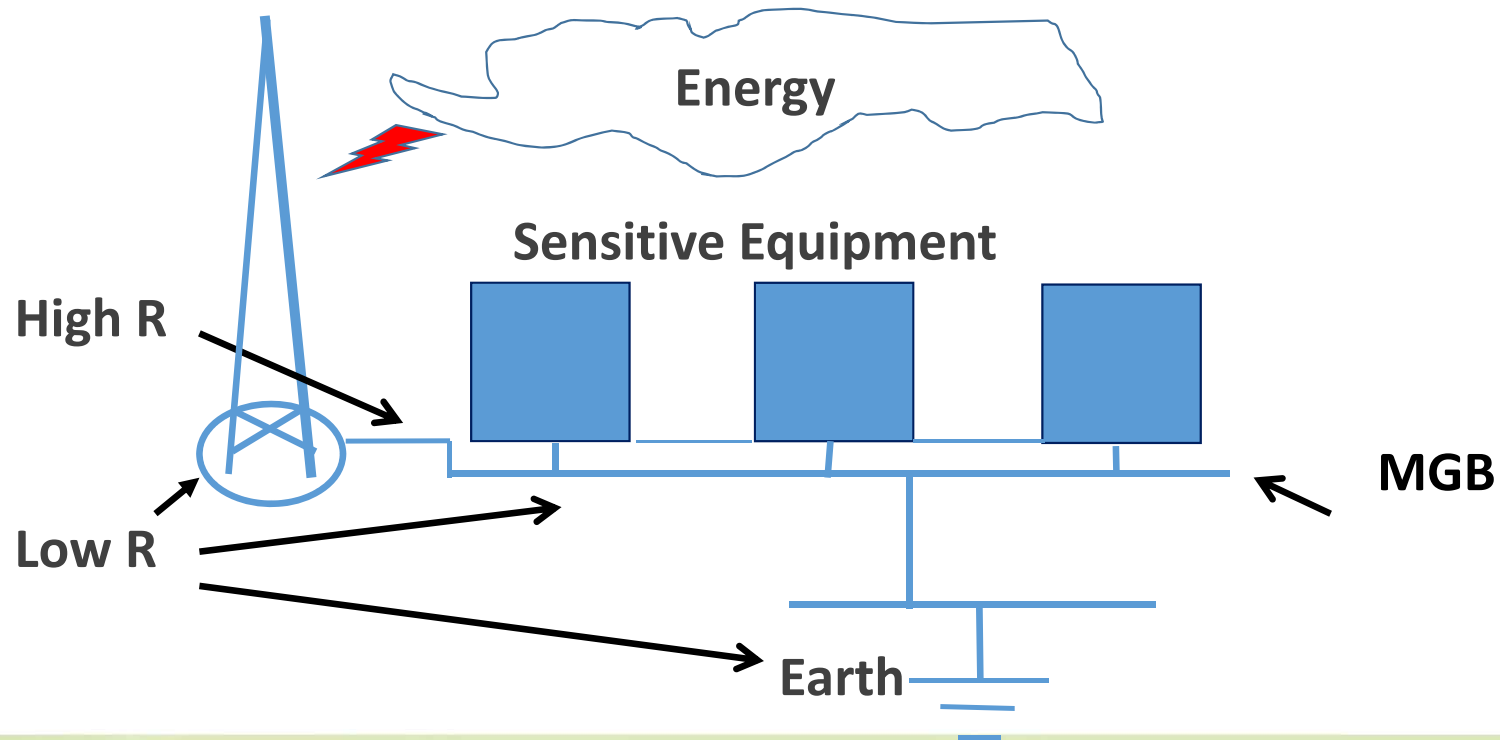


2017

BICSI Winter Conference & Exhibition

January 22-26 • Tampa, FL

Think of a “current divider”

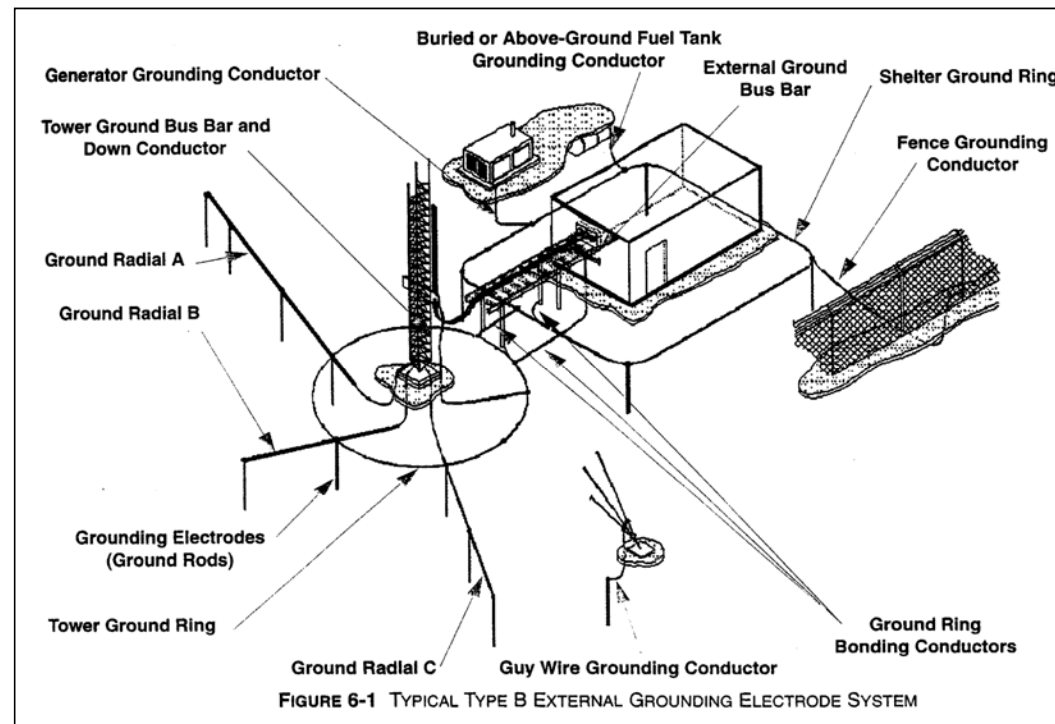


2017

BICSI Winter Conference & Exhibition

January 22-26 • Tampa, FL

Desired Grounding

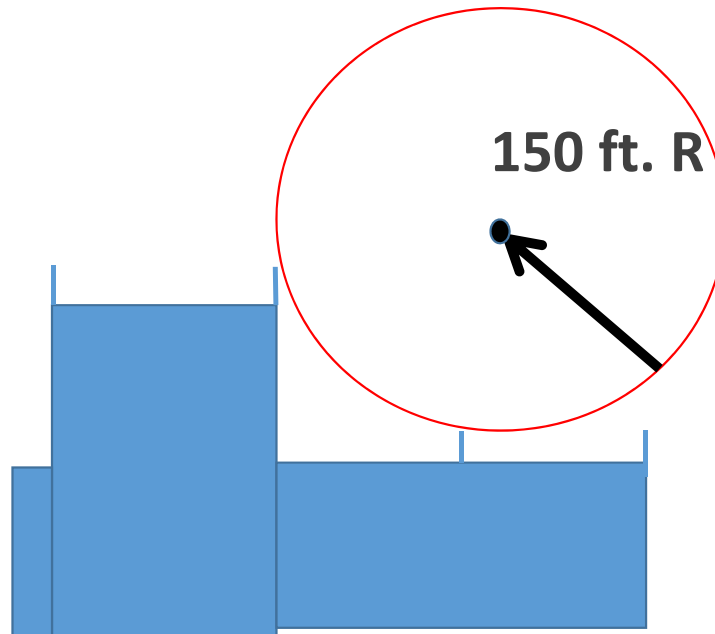


2017

BICSI Winter Conference & Exhibition

January 22-26 • Tampa, FL

Rolling Ball



2017

BICSI Winter Conference & Exhibition

January 22-26 • Tampa, FL

Costs

- Cost of materials is CHEAP compared to labor, equipment, downtime
- Cost for all PQ improvements:
- Adds about 1 to 1-1/2% to the overall cost of construction, but....
- Never have to revisit infrastructure for foreseeable future

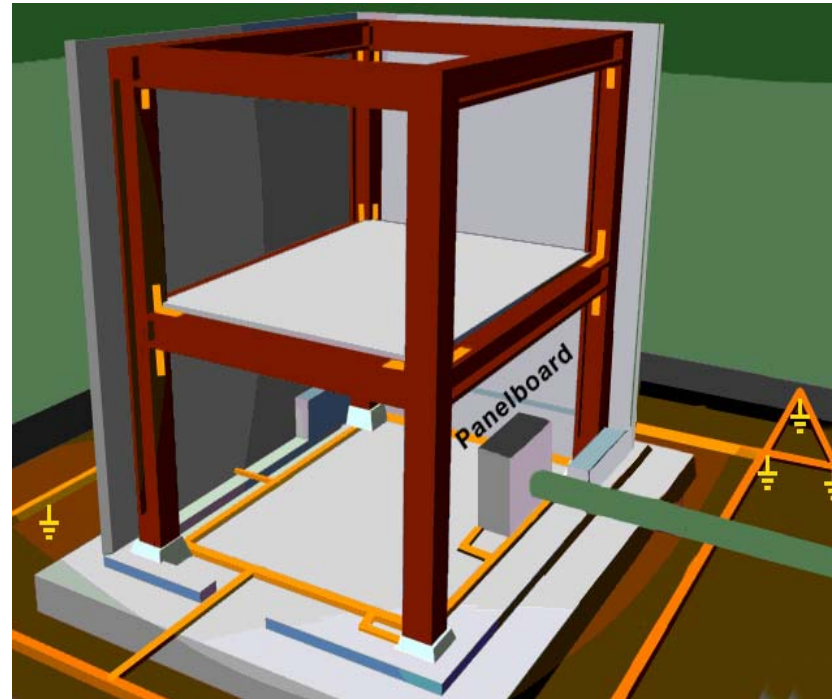


2017

BICSI Winter Conference & Exhibition

January 22-26 • Tampa, FL

Start With Ring Ground

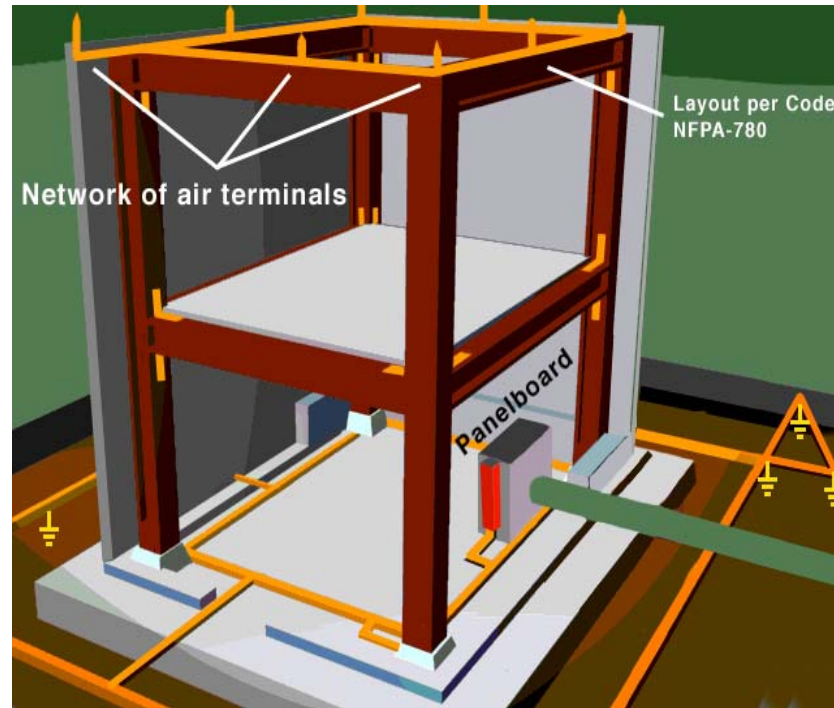


2017

BICSI Winter Conference & Exhibition

January 22-26 • Tampa, FL

Network of Air Terminals



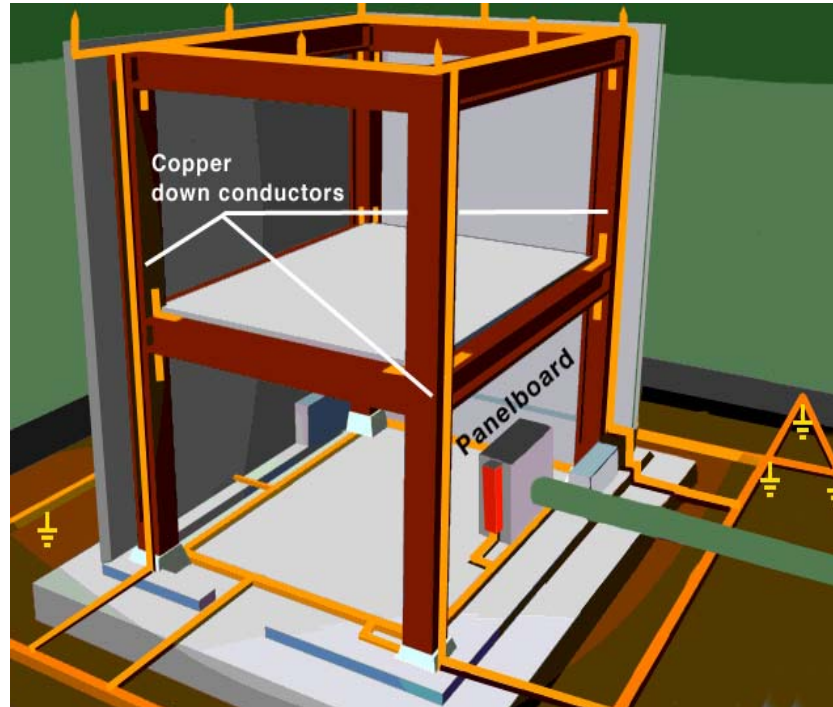
2017

BICSI Winter Conference & Exhibition

January 22-26 • Tampa, FL

Heavy Duty Down Conductors

Not steel
framing



2017

BICSI Winter Conference & Exhibition

January 22-26 • Tampa, FL

Do Not Use Steel Framing as Conductor

9-1-1 Uptime was more important than appearance

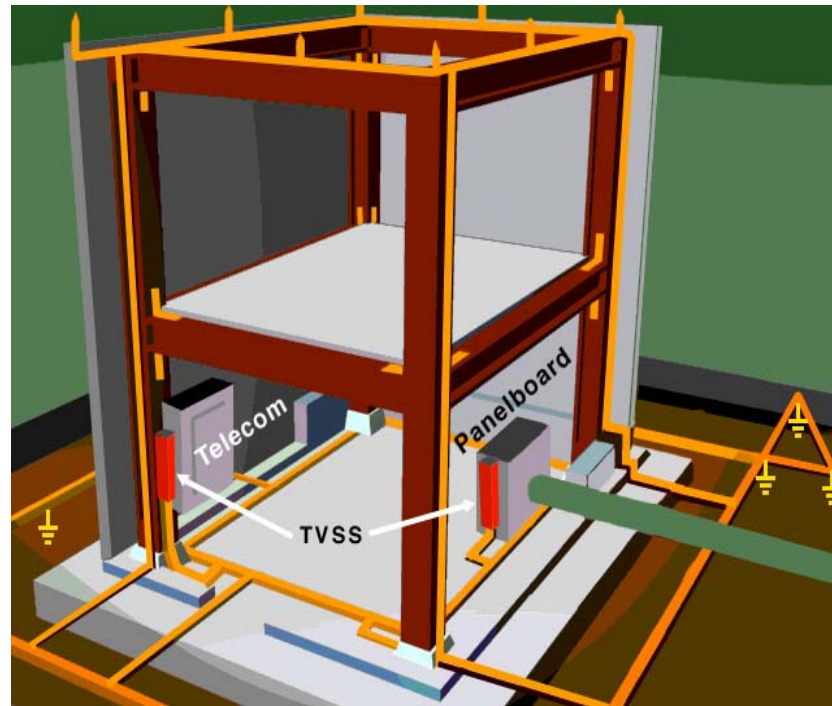


2017

BICSI Winter Conference & Exhibition

January 22-26 • Tampa, FL

Surge Suppression

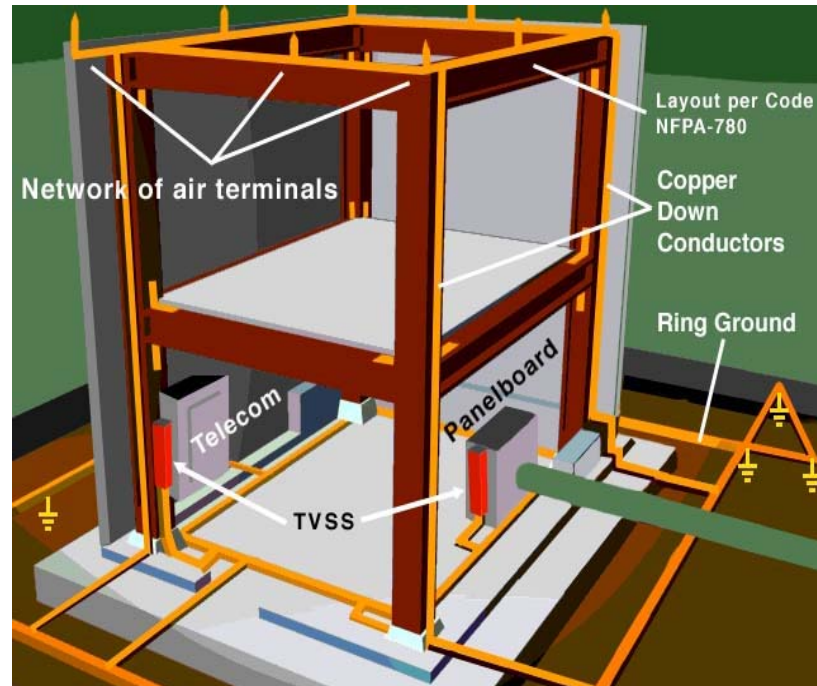


2017

BICSI Winter Conference & Exhibition

January 22-26 • Tampa, FL

Overall Result



2017

BICSI Winter Conference & Exhibition

January 22-26 • Tampa, FL

Surge Suppressors

Keep leads as short as possible




2017

BICSI Winter Conference & Exhibition

January 22-26 • Tampa, FL

Surge Suppressors (SPD's)

- at the service
- at the panel board
- at the load



2017

BICSI Winter Conference & Exhibition

January 22-26 • Tampa, FL

At the Service Level

Type 1 devices

150 kA per mode minimum



2017

BICSI Winter Conference & Exhibition

January 22-26 • Tampa, FL

At the Feeder Level

Type 2 devices

75 kA per mode minimum



2017

BICSI Winter Conference & Exhibition

January 22-26 • Tampa, FL

At the Device Level

Type 3 devices
25 kA per mode min.



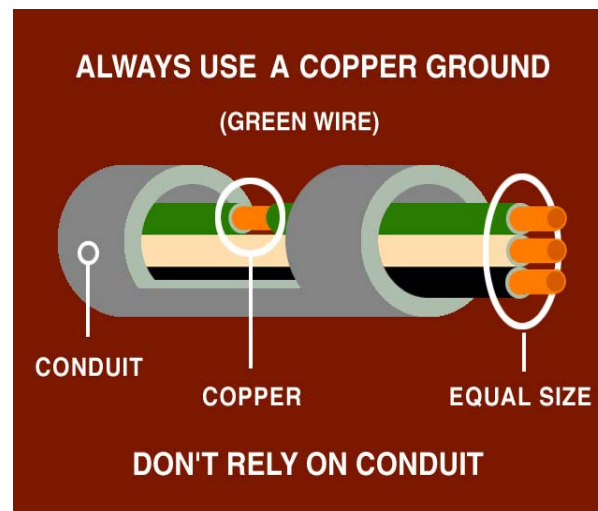
2017

BICSI Winter Conference & Exhibition

January 22-26 • Tampa, FL

Use Grounding Conductor

Always use a full size copper equipment grounding conductor – do not rely on conduit



2017

BICSI Winter Conference & Exhibition

January 22-26 • Tampa, FL

Trap Harmonics

Shielded isolation
transformer
sometimes helps





2017

BICSI Winter Conference & Exhibition

January 22-26 • Tampa, FL

To Handle Harmonics

Use a 200% rated neutral or separate neutrals per phase



2017


BICSI Winter Conference & Exhibition

January 22-26 • Tampa, FL

N-G Bonds

Interior:

- Check neutral – ground voltage
 - could mean harmonics
- Check for ground current
 - illegal N-G bonds




2017

BICSI Winter Conference & Exhibition

January 22-26 • Tampa, FL

Use Only Listed Connectors



- Automotive hose clamps
- Water tube conductor



2017

BICSI Winter Conference & Exhibition

January 22-26 • Tampa, FL

Rusty Water Pipe Bonding



- Automotive hose clamps
- Undersize conductors



2017

BICSI Winter Conference & Exhibition

January 22-26 • Tampa, FL

Connection to Ground



- Plumber's tape
- Unlisted U-bolts
- Steel all-thread rod



2017

BICSI Winter Conference & Exhibition

January 22-26 • Tampa, FL

Choice of Rod Types

Pick the right rod for the
soil conditions



2017

BICSI Winter Conference & Exhibition

January 22-26 • Tampa, FL

Galvanized Rod After 7 Years



2017

BICSI Winter Conference & Exhibition

January 22-26 • Tampa, FL

Galvanized Rod

$\frac{3}{4}$ inch to pencil-thin



2017

BICSI Winter Conference & Exhibition

January 22-26 • Tampa, FL

Chemical Electrodes

Salt-filled pipe after 7 years




2017

BICSI Winter Conference & Exhibition

January 22-26 • Tampa, FL

Use Bolt-in Circuit Breakers

Use twist-lock plugs/receptacles

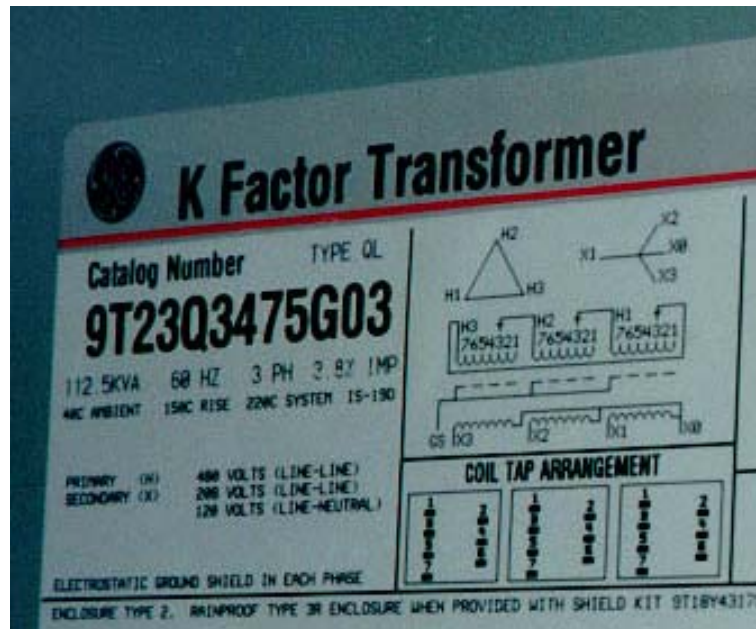


2017

BICSI Winter Conference & Exhibition

January 22-26 • Tampa, FL

Use Harmonic Rated Panels and Transformers



2017

BICSI Winter Conference & Exhibition

January 22-26 • Tampa, FL

First Step

Get the wiring and grounding right

This may solve the problem at minimum cost!



2017

BICSI Winter Conference & Exhibition

January 22-26 • Tampa, FL

Backfill

Bentonite is the recommended backfill

Be wary of anything
containing graphite (very corrosive)



2017

BICSI Winter Conference & Exhibition

January 22-26 • Tampa, FL

Grounding System Must be Checked

Check resistance of grounding electrode system annually (or more often as conditions dictate).



2017

BICSI Winter Conference & Exhibition

January 22-26 • Tampa, FL

Examples

“We like to maintain a **maximum of two ohms ... and that’s checked once a year** to make sure it hasn’t risen.” – CoSentry Data Center



2017

BICSI Winter Conference & Exhibition

January 22-26 • Tampa, FL

500 kcmil Ground Ring Surrounds Building

Inspection well about every 100 feet with 10 ft vertical electrode



2017

BICSI Winter Conference & Exhibition

January 22-26 • Tampa, FL

Dual Electric Circuits

Dual utility feeds, 2- 2500 kVA transformers, 4- 750 kVA generators,
A&B circuitry



2017

BICSI Winter Conference & Exhibition

January 22-26 • Tampa, FL

A and B Circuits



2017

BICSI Winter Conference & Exhibition

January 22-26 • Tampa, FL

Dual Feed to Cabinets



2017

BICSI Winter Conference & Exhibition

January 22-26 • Tampa, FL

Cabinets to Overhead Bus



2017

BICSI Winter Conference & Exhibition

January 22-26 • Tampa, FL

Bus Grounds Collected at SGB



2017

BICSI Winter Conference & Exhibition

January 22-26 • Tampa, FL

From SGB to MGB



2017

BICSI Winter Conference & Exhibition

January 22-26 • Tampa, FL

Markey Data Center



2017
BICSI Winter Conference & Exhibition
January 22-26 • Tampa, FL

2 Vaults, 5 MVA each



2017
BICSI Winter Conference & Exhibition
January 22-26 • Tampa, FL

Each Rack Tied to Overhead Bus



2017

BICSI Winter Conference & Exhibition

January 22-26 • Tampa, FL

Rows of Racks to Ground Bus



2017

BICSI Winter Conference & Exhibition

January 22-26 • Tampa, FL

Separate Conduits to Master Ground Bus



2017

BICSI Winter Conference & Exhibition

January 22-26 • Tampa, FL

Master Ground Bus (MGB)

- Note that all conduits are labelled.
- MGB located at lowest point in building.



2017

BICSI Winter Conference & Exhibition

January 22-26 • Tampa, FL

Never Rely on Conduit for Ground

Always use a full-sized separate copper ground conductor



2017

BICSI Winter Conference & Exhibition

January 22-26 • Tampa, FL

Separate Circuits

Sensitive loads should be separated:

- Separate branch circuits
- Separate ground conductors
- Separate panelboards
- Separate feeders
- Separate transformers

BUT everything must be bonded together



2017

BICSI Winter Conference & Exhibition

January 22-26 • Tampa, FL

Takeaways

1. Exceed the Code, but don't violate the Code!
(Code minimum is one step above "illegal")
2. You don't get what you expect,
you only get what you inspect.
3. Have a written plan and procedures.
Insist contractors follow it.
3. Get the grounding and bonding right before anything else. Most lightning and transient problems can be cured at minimal cost.



2017

BICSI Winter Conference & Exhibition

January 22-26 • Tampa, FL

Tips

This stuff isn't taught in school.

“A man's got to know his limitations.”

- Clint Eastwood as Dirty Harry

Call in a professional when there is doubt.



2017

BICSI Winter Conference & Exhibition

January 22-26 • Tampa, FL

Free Educational Seminars

- www.copper.org/electricalseminars
- Case Histories
- Recommendations
- Bibliography
- CD-ROMs, DVDs



2017

BICSI Winter Conference & Exhibition

January 22-26 • Tampa, FL

Thank You!

David Brender
Copper Development Association Inc.
(561) 894-8901

Email:
david.brender@copperalliance.us

www.copper.org

www.copper.org/electricalseminars

John West, Sr.
Power & Systems Innovations of
Tampa, Inc.
4310 Carlos Court
Hernando Beach, FL 34607-3313
Phone: (407) 832-9018

Email:
JWest@PSITampa.com



2017

BICSI Winter Conference & Exhibition

January 22-26 • Tampa, FL